

# COVID-19: summary of persons being monitored, persons tested, and cases

Data through Jul 23, 2020 verified as of Jul 24, 2020 at 09:25 AM

Data in this report are provisional and subject to change.

Monitored persons: people the Florida Department of Health was notified of for possible monitoring because they are a contact of a case, traveled from China, or were identified by the Centers for Disease Control and Prevention (CDC) as a part of a airline/ship contact investigation	
Total reports	124,315
Total persons of high, medium, or unknown risk	120,632
High/medium/unknown risk still being monitored	14,219

Persons tested: includes PCR and antigen test results received by the Department of Health from the state public health laboratory (BPHL), as well as commercial and hospital laboratories	
Total tested	3,281,087
Positive	402,312
Negative	2,874,324
Inconclusive	4,451
Awaiting testing	2,727

Cases: people with positive PCR or antigen test result	
Total cases	402,312
Florida residents	397,470
Non-Florida residents	4,842
Type of testing	
Florida residents	397,470
Positive by BPHL/CDC	13,438
Positive by commercial/hospital lab	384,032
Non-Florida residents	4,842
Positive by BPHL/CDC	189
Positive by commercial/hospital lab	4,653
Characteristics	
Florida residents hospitalized	23,225
Florida resident deaths	5,653
Change in deaths since previous report	+135
Non-Florida resident deaths	115
Hospitalized counts include anyone who was hospitalized at some point during their illness. It does not reflect the number of people currently hospitalized.	
More information on deaths identified through death certificate data is available on the National Center for Health Statistics website at <a href="http://www.cdc.gov/nchs/nvss/vsrr/COVID19/index.htm">www.cdc.gov/nchs/nvss/vsrr/COVID19/index.htm</a> .	
Risk factors for Florida residents	
Traveled	3,300
Contact with a known case	103,725
Traveled and contact with a known case	3,266
Neither	287,179
No travel and no contact	38,889
Travel is unknown	206,882
Contact is unknown	65,826
Contact is pending	176,890
Travel can be unknown and contact can be unknown or pending for the same case, these numbers will sum to more than the "neither" total.	

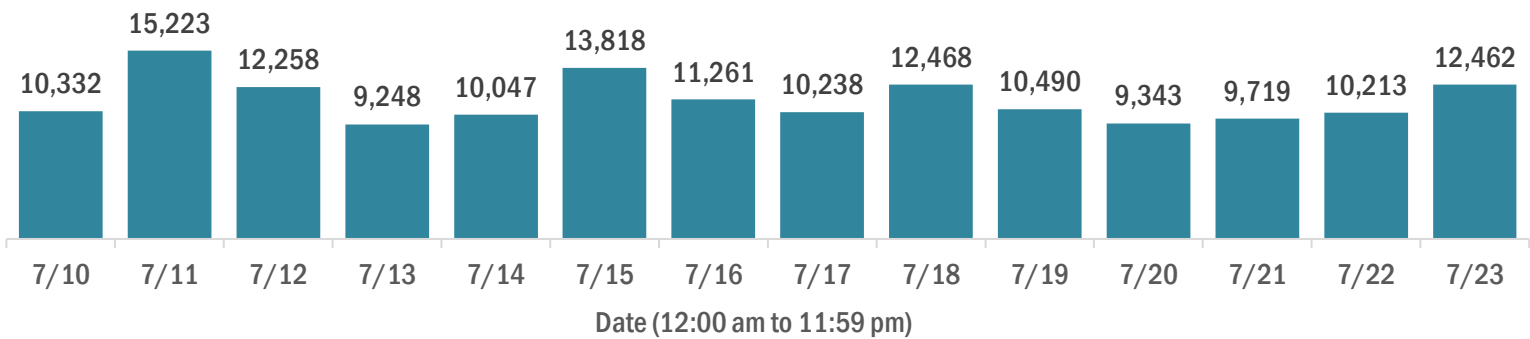
# COVID-19: cases and laboratory testing over time

Data through Jul 23, 2020 verified as of Jul 24, 2020 at 09:25 AM

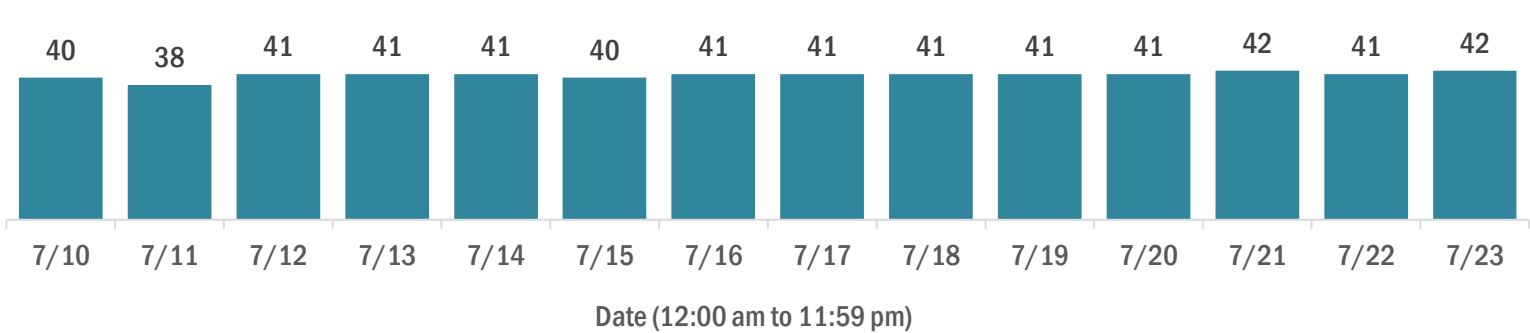
Data in this report are provisional and subject to change.

## Cases in Florida residents per day for the past 2 weeks

### Number of cases per day



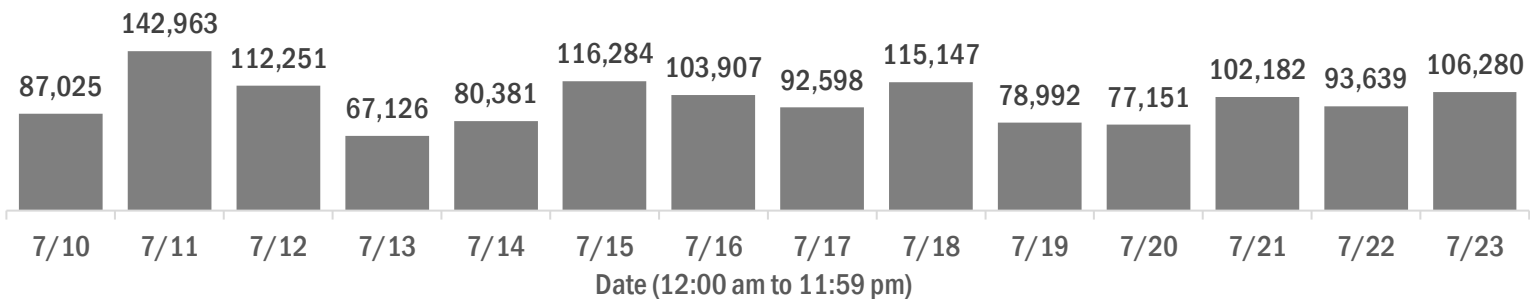
### Median age of cases by day



## Laboratory testing for Florida residents and non-Florida residents over the past 2 weeks

### Number of people tested per day

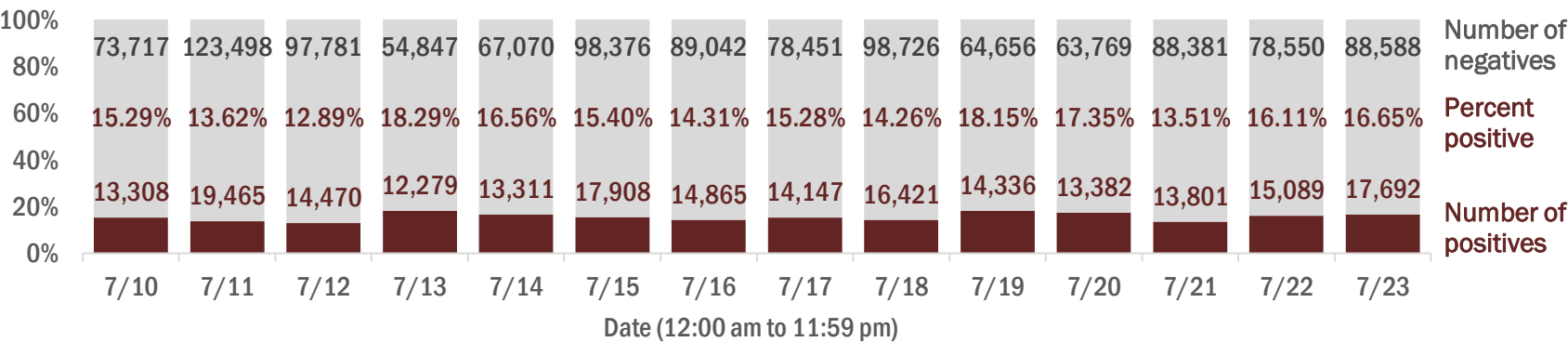
These counts include the number of people for whom the department received PCR or antigen laboratory results by day. People tested on multiple days will be included for each day a new result was received. A person is only counted once for each day they are tested, regardless of whether multiple specimens are tested or multiple results are received.



### Number and percent of positive labs

The percent of positive results ranged from 12.89% to 18.29% over the past 2 weeks and was 16.65% yesterday.

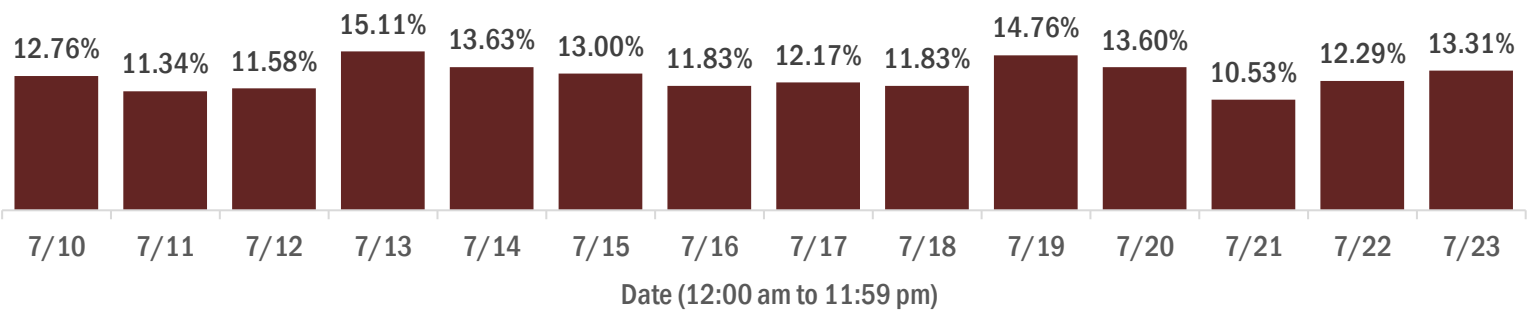
These counts include the number of people for whom the department received PCR or antigen laboratory results by day. People tested on multiple days will be included for each day a new result was received. A person is only counted once for each day they are tested, regardless of whether multiple specimens are tested or multiple results are received. If a person has a positive specimen and a negative specimen in the same day, only the positive result is counted.



### Percent positivity for new cases

The percent of positive results ranged from 10.53% to 15.11% over the past 2 weeks and was 13.31% yesterday.

This percent is the number of people who test PCR- or antigen-positive for the first time divided by all the people tested that day, excluding people who have previously tested positive.



# COVID-19: characteristics of 397,470 Florida resident cases

Data through Jul 23, 2020 verified as of Jul 24, 2020 at 09:25 AM

Data in this report are provisional and subject to change.

Age group	Cases		Hospitalizations		Deaths	
0-4 years	6,577	2%	121	1%	0	0%
5-14 years	14,728	4%	91	0%	3	0%
15-24 years	62,230	16%	561	2%	14	0%
25-34 years	79,123	20%	1,430	6%	39	1%
35-44 years	65,377	16%	2,117	9%	122	2%
45-54 years	62,759	16%	3,058	13%	240	4%
55-64 years	50,172	13%	4,118	18%	564	10%
65-74 years	29,197	7%	4,459	19%	1,142	20%
75-84 years	16,789	4%	4,139	18%	1,598	28%
85+ years	9,814	2%	3,131	13%	1,931	34%
Unknown	704	0%	0	0%	0	0%
Total	397,470		23,225		5,653	

Gender	Cases	
Female	203,038	51%
Male	191,430	48%
Unknown	3,002	1%
Total	397,470	

Ethnicity	Cases		Hospitalizations		Deaths	
Hispanic	99,154	25%	7,479	32%	1,412	25%
Non-Hispanic	127,585	32%	14,245	61%	3,721	66%
Unknown	170,731	43%	1,501	6%	520	9%
Total	397,470		23,225		5,653	

Race and ethnicity	Cases		Hospitalizations		Deaths	
White	149,017	37%	13,873	60%	3,781	67%
Hispanic	65,979	17%	5,404	23%	1,119	20%
Non-Hispanic	67,937	17%	7,923	34%	2,453	43%
Unknown	15,101	4%	546	2%	209	4%
Black	58,533	15%	5,869	25%	1,175	21%
Hispanic	2,683	1%	280	1%	37	1%
Non-Hispanic	47,575	12%	5,411	23%	1,087	19%
Unknown	8,275	2%	178	1%	51	1%
Other race	36,005	9%	2,616	11%	424	8%
Hispanic	18,778	5%	1,623	7%	220	4%
Non-Hispanic	9,316	2%	839	4%	157	3%
Unknown	7,911	2%	154	1%	47	1%
Unknown race	153,915	39%	867	4%	273	5%
Hispanic	11,714	3%	172	1%	36	1%
Non-Hispanic	2,757	1%	72	0%	24	0%
Unknown	139,444	35%	623	3%	213	4%
Total	397,470		23,225		5,653	

**Hospitalization** counts include anyone who was hospitalized at some point during their illness. It does not reflect the number of people currently hospitalized. **Other race** includes any person with a race of American Indian/Alaskan native, Asian, native Hawaiian/Pacific Islander, or other.

# COVID-19: deaths in Florida residents and staff of long-term care facilities

Data through Jul 23, 2020 verified as of Jul 24, 2020 at 09:25 AM

Data in this report are provisional and subject to change.

For current cases in residents or staff of long-term care facilities, please visit: <https://floridahealthcovid19.gov/>

County	Deaths	
Dade	588	23%
Palm Beach	307	12%
Pinellas	252	10%
Broward	188	7%
Lee	151	6%
Hillsborough	144	6%
Polk	119	5%
Manatee	92	4%
Sarasota	71	3%
Volusia	58	2%
Charlotte	52	2%
Duval	52	2%
St. Lucie	51	2%
Collier	49	2%
Escambia	49	2%
Seminole	36	1%
Martin	31	1%
Clay	28	1%
Pasco	26	1%
Brevard	25	1%
Suwannee	22	1%
Orange	20	1%

County	Deaths	
Hendry	18	1%
Indian River	17	1%
Jackson	14	1%
Marion	14	1%
Washington	12	0%
Alachua	11	0%
Osceola	11	0%
Walton	10	0%
Hernando	8	0%
Lake	8	0%
Gadsden	7	0%
Calhoun	6	0%
Leon	5	0%
Okaloosa	5	0%
Columbia	4	0%
Jefferson	4	0%
Madison	4	0%
Putnam	4	0%
Sumter	4	0%
Baker	3	0%
Highlands	3	0%
Bradford	2	0%

County	Deaths	
Citrus	2	0%
Santa Rosa	2	0%
Bay	1	0%
Desoto	1	0%
Hardee	1	0%
Holmes	1	0%
Levy	1	0%
Monroe	1	0%
Nassau	1	0%
Okeechobee	1	0%
St. Johns	1	0%
Taylor	1	0%
Total	2,599	

**Note:** cases are summarized by the county of usual residence. Residents and staff may be cases associated with facilities that are not in their county of usual residence, resulting in cases being included below for counties that do not have facilities with known cases.

# COVID-19: characteristics of 402,312 cases

Data through Jul 23, 2020 verified as of Jul 24, 2020 at 09:25 AM

Data in this report are provisional and subject to change.

Tables below include cases in Florida residents and non-Florida residents.

All 67 Florida counties have cases:

County	FL resident cases		Non-FL resident cases	Total cases	FL resident deaths	FL death rate
Dade	97,594	<div></div> 25%	836	98,430	1,370	1.4%
Broward	46,101	<div></div> 12%	475	46,576	546	1.2%
Palm Beach	28,745	<div></div> 7%	259	29,004	744	2.6%
Hillsborough	25,921	<div></div> 7%	116	26,037	280	1.1%
Orange	25,593	<div></div> 6%	359	25,952	164	0.6%
Duval	18,580	<div></div> 5%	201	18,781	122	0.7%
Pinellas	14,619	<div></div> 4%	107	14,726	367	2.5%
Lee	13,770	<div></div> 3%	276	14,046	252	1.8%
Polk	10,871	<div></div> 3%	38	10,909	215	2.0%
Collier	8,501	<div></div> 2%	100	8,601	117	1.4%
Manatee	7,440	<div></div> 2%	80	7,520	153	2.1%
Osceola	7,071	<div></div> 2%	79	7,150	51	0.7%
Escambia	5,935	<div></div> 1%	749	6,684	76	1.3%
Volusia	5,922	<div></div> 1%	47	5,969	96	1.6%
Seminole	5,829	<div></div> 1%	23	5,852	60	1.0%
Pasco	5,500	<div></div> 1%	26	5,526	65	1.2%
Sarasota	4,787	<div></div> 1%	50	4,837	113	2.4%
Brevard	4,736	<div></div> 1%	20	4,756	64	1.4%
St. Lucie	4,132	<div></div> 1%	21	4,153	95	2.3%
Lake	3,859	<div></div> 1%	31	3,890	38	1.0%
Leon	3,502	<div></div> 1%	66	3,568	13	0.4%
Martin	3,334	<div></div> 1%	23	3,357	58	1.7%
Marion	3,097	<div></div> 1%	8	3,105	43	1.4%
Alachua	2,933	<div></div> 1%	51	2,984	16	0.5%
St. Johns	2,768	<div></div> 1%	28	2,796	18	0.7%
Bay	2,419	<div></div> 1%	58	2,477	14	0.6%
Clay	2,381	<div></div> 1%	8	2,389	47	2.0%
Santa Rosa	2,272	<div></div> 1%	16	2,288	19	0.8%
Okaloosa	2,177	<div></div> 1%	25	2,202	16	0.7%
Columbia	2,002	<div></div> 1%	7	2,009	10	0.5%
Indian River	1,825	<div></div> 0%	12	1,837	31	1.7%
Charlotte	1,600	<div></div> 0%	6	1,606	82	5.1%
Hendry	1,480	<div></div> 0%		1,480	32	2.2%
Hernando	1,335	<div></div> 0%	13	1,348	20	1.5%
Desoto	1,143	<div></div> 0%	1	1,144	14	1.2%

County	FL resident cases		Non-FL resident cases	Total cases	FL resident deaths	FL death rate
Putnam	1,108	<div></div> 0%		1,108	13	1.2%
Gadsden	1,083	<div></div> 0%	7	1,090	12	1.1%
Monroe	1,055	<div></div> 0%	27	1,082	6	0.6%
Citrus	1,007	<div></div> 0%	2	1,009	20	2.0%
Jackson	966	<div></div> 0%	13	979	17	1.8%
Suwannee	962	<div></div> 0%	17	979	27	2.8%
Highlands	965	<div></div> 0%	3	968	22	2.3%
Walton	873	<div></div> 0%	91	964	11	1.3%
Sumter	934	<div></div> 0%	7	941	24	2.6%
Nassau	853	<div></div> 0%	42	895	7	0.8%
Okeechobee	794	<div></div> 0%	3	797	2	0.3%
Hardee	753	<div></div> 0%	6	759	4	0.5%
Flagler	747	<div></div> 0%	9	756	8	1.1%
Hamilton	532	<div></div> 0%	5	537	2	0.4%
Madison	505	<div></div> 0%	9	514	5	1.0%
Wakulla	451	<div></div> 0%	4	455	1	0.2%
Unknown	98	<div></div> 0%	349	447		
Levy	438	<div></div> 0%	3	441	2	0.5%
Washington	397	<div></div> 0%	5	402	13	3.3%
Holmes	355	<div></div> 0%	9	364	1	0.3%
Liberty	327	<div></div> 0%		327	2	0.6%
Glades	293	<div></div> 0%		293	3	1.0%
Gilchrist	290	<div></div> 0%		290		
Baker	265	<div></div> 0%		265	4	1.5%
Taylor	247	<div></div> 0%	2	249	3	1.2%
Calhoun	242	<div></div> 0%		242	7	2.9%
Gulf	228	<div></div> 0%	8	236		
Bradford	221	<div></div> 0%		221	3	1.4%
Dixie	213	<div></div> 0%		213	4	1.9%
Union	178	<div></div> 0%		178	3	1.7%
Jefferson	156	<div></div> 0%	4	160	5	3.2%
Franklin	81	<div></div> 0%	2	83	1	1.2%
Lafayette	79	<div></div> 0%		79		
Total	397,470		4,842	402,312	5,653	1.4%

# COVID-19: characteristics of 397,470 Florida resident cases

Data through Jul 23, 2020 verified as of Jul 24, 2020 at 09:25 AM

Data in this report are provisional and subject to change.

The table below includes the cities and counties of residence for cases in Florida residents based on the patient's ZIP Code.

Note that city is not always received as part of the initial notification and may be missing while the case is being investigated.

City and county	Cases
Miami, Dade	60,825
Orlando, Orange	19,560
Jacksonville, Duval	17,296
Tampa, Hillsborough	15,789
Hialeah, Dade	13,894
Fort Lauderdale, Broward	10,541
Hollywood, Broward	9,037
West Palm Beach, Palm Beach	7,154
Homestead, Dade	6,756
Saint Petersburg, Pinellas	6,258
Naples, Collier	5,975
Fort Myers, Lee	5,799
Kissimmee, Osceola	5,756
Pompano Beach, Broward	5,523
Pensacola, Escambia	5,209
Bradenton, Manatee	5,078
Lake Worth, Palm Beach	4,011
Boca Raton, Palm Beach	3,714
Sarasota, Sarasota	3,651
Tallahassee, Leon	3,426
Lakeland, Polk	3,338
Cape Coral, Lee	3,109
Miramar, Broward	2,875
Clearwater, Pinellas	2,856
Miami Beach, Dade	2,833
Lehigh Acres, Lee	2,744
Miami Gardens, Dade	2,586
Boynton Beach, Palm Beach	2,551
Port Saint Lucie, St. Lucie	2,455
Gainesville, Alachua	2,406
Ocala, Marion	2,289
Winter Haven, Polk	2,259
Immokalee, Collier	1,989
Delray Beach, Palm Beach	1,946
Lake City, Columbia	1,938
Coral Springs, Broward	1,937
Opa Locka, Dade	1,923
Brandon, Hillsborough	1,813
Panama City, Bay	1,669
Stuart, Martin	1,645
Riverview, Hillsborough	1,590
Davie, Broward	1,574
Sunrise, Broward	1,551
Fort Pierce, St. Lucie	1,527
Plant City, Hillsborough	1,524
Apopka, Orange	1,516
Largo, Pinellas	1,509
Missing, Broward	1,492
North Miami Beach, Dade	1,482
Doral, Dade	1,481
Melbourne, Brevard	1,424
Jupiter, Palm Beach	1,406
Saint Augustine, St. Johns	1,397
Sanford, Seminole	1,376
Deerfield Beach, Broward	1,340
Lake Worth Beach, Palm Beach	1,286
New Port Richey, Pasco	1,281
Daytona Beach, Volusia	1,259
Vero Beach, Indian River	1,221



# COVID-19: characteristics of 397,470 Florida resident cases

Data through Jul 23, 2020 verified as of Jul 24, 2020 at 09:25 AM

Data in this report are provisional and subject to change.

The table below includes the cities and counties of residence for cases in Florida residents based on the patient's ZIP Code.

Note that city is not always received as part of the initial notification and may be missing while the case is being investigated.

City and county	Cases
Plantation, Broward	1,220
Tamarac, Broward	1,198
Deltona, Volusia	1,150
Palmetto, Manatee	1,138
Orange Park, Clay	1,112
Saint Cloud, Osceola	1,111
Milton, Santa Rosa	1,019
Arcadia, Desoto	1,006
Winter Park, Orange	995
Margate, Broward	988
Royal Palm Beach, Palm Beach	986
Clermont, Lake	967
Palm Bay, Brevard	966
Winter Garden, Orange	965
Palm Beach Gardens, Palm Beach	960
Deland, Volusia	951
Altamonte Springs, Seminole	946
Bonita Springs, Lee	937
Oviedo, Seminole	919
North Lauderdale, Broward	912
Hallandale, Broward	905
North Miami, Dade	896
Ocoee, Orange	884
Davenport, Polk	884
Indiantown, Martin	871
Weston, Broward	857
Coconut Creek, Broward	851
Haines City, Polk	832
Land O Lakes, Pasco	832
Port Charlotte, Charlotte	828
Live Oak, Suwannee	809
Coral Gables, Dade	803
Palm Harbor, Pinellas	803
Fort Walton Beach, Okaloosa	773
Wesley Chapel, Pasco	767
Oakland Park, Broward	766
Florida City, Dade	764
Okeechobee, Okeechobee	764
Clewiston, Hendry	756
Spring Hill, Hernando	751
Wellington, Palm Beach	748
Pinellas Park, Pinellas	743
Ruskin, Hillsborough	743
Longwood, Seminole	723
Belle Glade, Palm Beach	721
Seminole, Pinellas	702
Lutz, Hillsborough	690
Valrico, Hillsborough	672
Quincy, Gadsden	663
Windermere, Orange	631
Pembroke Pines, Broward	623
Casselberry, Seminole	601
Jacksonville Beach, Duval	596
Wimauma, Hillsborough	594
Leesburg, Lake	588
Punta Gorda, Charlotte	588
Bartow, Polk	567
Missing, Palm Beach	556
Palatka, Putnam	551

# COVID-19: characteristics of 397,470 Florida resident cases

Data through Jul 23, 2020 verified as of Jul 24, 2020 at 09:25 AM

Data in this report are provisional and subject to change.

The table below includes the cities and counties of residence for cases in Florida residents based on the patient's ZIP Code.

Note that city is not always received as part of the initial notification and may be missing while the case is being investigated.

City and county	Cases
Aventura, Dade	548
Palm Coast, Flagler	542
Lake Mary, Seminole	531
Ormond Beach, Volusia	523
Miami Lakes, Dade	523
Labelle, Hendry	518
Cocoa, Brevard	516
Tavares, Lake	505
Middleburg, Clay	482
Cantonment, Escambia	476
Key West, Monroe	471
North Fort Myers, Lee	471
Kissimmee, Polk	470
Zephyrhills, Pasco	470
Winter Springs, Seminole	464
North Port, Sarasota	458
Port Richey, Pasco	454
Hudson, Pasco	447
Brooksville, Hernando	443
Loxahatchee, Palm Beach	441
Missing, Dade	440
Maitland, Orange	438
Sebring, Highlands	431
Auburndale, Polk	428
Crestview, Okaloosa	427
Dade City, Pasco	425
Gulf Breeze, Santa Rosa	423
Tarpon Springs, Pinellas	412
Seffner, Hillsborough	409
Ponte Vedra Beach, St. Johns	399
Marianna, Jackson	399
Crawfordville, Wakulla	397
Lake Wales, Polk	389
Mulberry, Polk	387
Port Orange, Volusia	386
Sarasota, Manatee	381
Riviera Beach, Palm Beach	377
Jasper, Hamilton	373
Cooper City, Broward	371
Orange City, Volusia	371
Fernandina Beach, Nassau	371
Dunedin, Pinellas	368
Venice, Sarasota	367
Saint Johns, St. Johns	367
Wauchula, Hardee	364
Missing, Collier	362
Pahokee, Palm Beach	362
South Miami, Dade	361
Holiday, Pasco	359
Navarre, Santa Rosa	346
South Bay, Palm Beach	341
Green Cove Springs, Clay	340
Dania, Broward	335
Merritt Island, Brevard	334
Destin, Okaloosa	333
Eustis, Lake	331
Panama City Beach, Bay	330
Parrish, Manatee	329
Fleming Island, Clay	328



# COVID-19: characteristics of 397,470 Florida resident cases

Data through Jul 23, 2020 verified as of Jul 24, 2020 at 09:25 AM

Data in this report are provisional and subject to change.

The table below includes the cities and counties of residence for cases in Florida residents based on the patient's ZIP Code.

Note that city is not always received as part of the initial notification and may be missing while the case is being investigated.

City and county	Cases
Palm City, Martin	326
Fellsmere, Indian River	325
Dover, Hillsborough	319
Missing, Hillsborough	318
The Villages, Sumter	316
Pinecrest, Dade	314
Madison, Madison	314
Lantana, Palm Beach	310
Odessa, Hillsborough	310
Rockledge, Brevard	310
Avon Park, Highlands	309
Titusville, Brevard	309
Gibsonton, Hillsborough	308
Santa Rosa Beach, Walton	305
Estero, Lee	302
Defuniak Springs, Walton	300
Bonifay, Holmes	290
Bristol, Liberty	287
Polk City, Polk	282
Chipley, Washington	279
New Smyrna Beach, Volusia	275
Atlantic Beach, Duval	273
Groveland, Lake	270
Moore Haven, Glades	270
Inverness, Citrus	268
Lauderdale Lakes, Broward	265
Key Biscayne, Dade	260
Lynn Haven, Bay	256
Crescent City, Putnam	254
Parkland, Broward	253
Missing, Duval	252
Lauderhill, Broward	251
Mount Dora, Lake	245
Oldsmar, Pinellas	244
Debary, Volusia	243
Niceville, Okaloosa	236
Missing, Orange	231
Hobe Sound, Martin	226
North Palm Beach, Palm Beach	223
Wilton Manors, Broward	219
Frostproof, Polk	219
Apollo Beach, Hillsborough	219
Lithia, Hillsborough	211
Missing, Pasco	210
Pace, Santa Rosa	208
Perry, Taylor	207
Sun City Center, Hillsborough	205
Ellenton, Manatee	205
Palm Springs, Palm Beach	204
Ponte Vedra, St. Johns	198
Fort Meade, Polk	197
Sneads, Jackson	196
Bushnell, Sumter	195
Missing, Santa Rosa	191
Yulee, Nassau	190
Safety Harbor, Pinellas	186
Alachua, Alachua	185
Trenton, Gilchrist	184
Sebastian, Indian River	181

# COVID-19: characteristics of 397,470 Florida resident cases

Data through Jul 23, 2020 verified as of Jul 24, 2020 at 09:25 AM

Data in this report are provisional and subject to change.

The table below includes the cities and counties of residence for cases in Florida residents based on the patient's ZIP Code.

Note that city is not always received as part of the initial notification and may be missing while the case is being investigated.

City and county	Cases
Summerfield, Marion	179
Missing, St. Johns	177
Missing, Polk	174
Missing, Hendry	172
Macclenny, Baker	160
Key Largo, Monroe	160
Palmetto Bay, Dade	158
Jensen Beach, Martin	158
Bellevue, Marion	155
Missing, Hardee	153
Chiefland, Levy	153
Starke, Bradford	152
Crystal River, Citrus	150
Missing, Lee	149
Wildwood, Sumter	149
Jacksonville, St. Johns	143
Bowling Green, Hardee	142
Lady Lake, Lake	141
Missing, St. Lucie	141
Mascotte, Lake	140
Missing, Citrus	138
Missing, Marion	138
Blountstown, Calhoun	138
Homosassa, Citrus	135
Missing, Volusia	134
Edgewater, Volusia	133
Williston, Levy	132
Newberry, Alachua	128
Havana, Gadsden	127
Cocoa Beach, Brevard	126
Monticello, Jefferson	126
Lake Placid, Highlands	125
Mary Esther, Okaloosa	124
Port Saint Joe, Gulf	123
Callahan, Nassau	122
Old Town, Dixie	122
Neptune Beach, Duval	122
Thonotosassa, Hillsborough	120
Myakka City, Manatee	119
Shalimar, Okaloosa	119
Missing, Desoto	118
Lake Alfred, Polk	117
Satellite Beach, Brevard	116
Missing, Osceola	115
Missing, Madison	115
Marathon, Monroe	114
Clearwater Beach, Pinellas	113
Dunnellon, Marion	112
Jennings, Hamilton	110
Minneola, Lake	110
Missing, Brevard	110
Nokomis, Sarasota	110
Southwest Ranches, Broward	108
Pierson, Volusia	108
Lake Butler, Union	107
Sorrento, Lake	106
Carol City, Dade	104
Holly Hill, Volusia	104
Medley, Dade	102

# COVID-19: characteristics of 397,470 Florida resident cases

Data through Jul 23, 2020 verified as of Jul 24, 2020 at 09:25 AM

Data in this report are provisional and subject to change.

The table below includes the cities and counties of residence for cases in Florida residents based on the patient's ZIP Code.

Note that city is not always received as part of the initial notification and may be missing while the case is being investigated.

City and county	Cases
Missing, Martin	100
Freeport, Walton	100
Spring Hill, Pasco	99
Englewood, Charlotte	96
Graceville, Jackson	95
West Melbourne, Brevard	93
De Leon Springs, Volusia	92
Hilliard, Nassau	92
Tavernier, Monroe	91
Chattahoochee, Gadsden	91
Missing, Indian River	89
Missing, Highlands	88
Lake Park, Palm Beach	87
Marco Island, Collier	87
Missing, Hernando	86
Bunnell, Flagler	85
Gulfport, Pinellas	83
Zolfo Springs, Hardee	82
Midway, Gadsden	81
Alva, Lee	81
Indialantic, Brevard	79
Miramar Beach, Walton	77
Bell, Gilchrist	77
Missing, Monroe	77
Tequesta, Palm Beach	77
Jay, Santa Rosa	77
Molino, Escambia	75
Missing, Sarasota	75
Lecanto, Citrus	75
Missing, Seminole	75
Montverde, Lake	74
Cross City, Dixie	74
Umatilla, Lake	74
Palm Beach, Palm Beach	73
Mayo, Lafayette	71
Englewood, Sarasota	71
Beverly Hills, Citrus	71
Gotha, Orange	69
Missing, Pinellas	69
Cape Canaveral, Brevard	69
Chuluota, Seminole	68
Bronson, Levy	68
Flagler Beach, Flagler	68
Wewahitchka, Gulf	68
Oxford, Sumter	66
Missing, Jackson	66
Avon Park, Polk	66
Geneva, Seminole	65
Fruitland Park, Lake	64
Trinity, Pasco	63
East Palatka, Putnam	63
Hernando, Citrus	61
South Daytona, Volusia	60
Fort White, Columbia	59
Fort Myers Beach, Lee	59
Kenneth City, Pinellas	58
Missing, Nassau	57
Dunnellon, Citrus	57
Eagle Lake, Polk	57

# COVID-19: characteristics of 397,470 Florida resident cases

Data through Jul 23, 2020 verified as of Jul 24, 2020 at 09:25 AM

Data in this report are provisional and subject to change.

The table below includes the cities and counties of residence for cases in Florida residents based on the patient's ZIP Code.

Note that city is not always received as part of the initial notification and may be missing while the case is being investigated.

City and county	Cases
Missing, Escambia	57
Greenwood, Jackson	57
Gretna, Gadsden	57
Rotunda West, Charlotte	57
Missing, Clay	56
Keystone Heights, Clay	56
High Springs, Alachua	56
Archer, Alachua	56
Ave Maria, Collier	55
Vernon, Washington	54
West Miami, Dade	54
Missing, Manatee	54
Altha, Calhoun	53
Missing, Lake	52
Mims, Brevard	52
Zellwood, Orange	49
Century, Escambia	49
Missing, Flagler	49
Weeki Wachee, Hernando	48
Cottondale, Jackson	48
Belle Isle, Orange	48
Hastings, St. Johns	48
Melbourne Beach, Brevard	48
Interlachen, Putnam	48
Indian Rocks Beach, Pinellas	47
Glen Saint Mary, Baker	47
Missing, Okaloosa	47
Pomona Park, Putnam	47
Oakland, Orange	47
Lake Panasoffkee, Sumter	47
Islamorada, Monroe	46
White Springs, Hamilton	46
O Brien, Suwannee	46
Youngstown, Bay	45
South Pasadena, Pinellas	45
Surfside, Dade	44
Baker, Okaloosa	43
Coconut Grove, Dade	42
Biscayne Park, Dade	42
Missing, Leon	42
Seville, Volusia	42
Viera, Brevard	41
Satsuma, Putnam	41
Citra, Marion	41
Missing, Levy	41
Southport, Bay	41
Missing, Gadsden	41
Dundee, Polk	40
Missing, Washington	40
Osprey, Sarasota	40
Greenacres, Palm Beach	39
Raiford, Union	39
Silver Springs, Marion	39
Branford, Suwannee	38
Lawtey, Bradford	38
Hawthorne, Alachua	38
Ocklawaha, Marion	38
Bal Harbour, Dade	38
Apalachicola, Franklin	38

# COVID-19: characteristics of 397,470 Florida resident cases

Data through Jul 23, 2020 verified as of Jul 24, 2020 at 09:25 AM

Data in this report are provisional and subject to change.

The table below includes the cities and counties of residence for cases in Florida residents based on the patient's ZIP Code.

Note that city is not always received as part of the initial notification and may be missing while the case is being investigated.

City and county	Cases
Reddick, Marion	38
Indian Harbour Beach, Brevard	37
Missing, Gulf	37
Webster, Sumter	37
Grand Island, Lake	37
Missing, Unknown	36
Greenville, Madison	36
Lakewood Ranch, Manatee	36
El Portal, Dade	36
San Antonio, Pasco	35
Grand Ridge, Jackson	34
Missing, Walton	34
Lake Hamilton, Polk	33
Christmas, Orange	33
Missing, Calhoun	33
Sanibel, Lee	33
Lee, Madison	32
Celebration, Osceola	32
Poinciana, Polk	32
Coleman, Sumter	31
Stock Island, Monroe	31
Mcdavid, Escambia	31
Sanderson, Baker	31
Cutler Bay, Dade	30
Missing, Wakulla	30
Howey-In-The-Hills, Lake	30
Missing, Okeechobee	29
Center Hill, Sumter	29
Melrose, Putnam	28
Juno Beach, Palm Beach	27
Missing, Gilchrist	27
Mcalpin, Suwannee	27
Inlet Beach, Walton	27
Princeton, Dade	27
Lake Helen, Volusia	27
Fountain, Bay	27
Florida State University, Leon	26
Missing, Baker	26
Steinhatchee, Taylor	26
Citrus Springs, Citrus	26
Elkton, St. Johns	26
Missing, Holmes	26
Missing, Sumter	26
Bokeelia, Lee	25
Micanopy, Alachua	25
Malabar, Brevard	25
Lauderdale By The Sea, Broward	25
Canal Point, Palm Beach	24
Alford, Jackson	24
Hallandale Beach, Broward	24
Lady Lake, Sumter	24
Patrick Air Force Base, Brevard	24
Big Pine Key, Monroe	24
Westville, Holmes	24
Astor, Lake	23
Atlantis, Palm Beach	23
Babson Park, Polk	23
Madeira Beach, Pinellas	23
Malone, Jackson	22

# COVID-19: characteristics of 397,470 Florida resident cases

Data through Jul 23, 2020 verified as of Jul 24, 2020 at 09:25 AM

Data in this report are provisional and subject to change.

The table below includes the cities and counties of residence for cases in Florida residents based on the patient's ZIP Code.

Note that city is not always received as part of the initial notification and may be missing while the case is being investigated.

City and county	Cases
Greensboro, Gadsden	22
Osteen, Volusia	22
Florida Dept Of Corrections, Union	22
Felda, Hendry	22
Weirsdale, Marion	22
The Villages, Lake	22
Fern Park, Seminole	22
Hypoluxo, Palm Beach	22
Floral City, Citrus	21
Valparaiso, Okaloosa	21
Morriston, Levy	21
Ochopee, Collier	21
Astatula, Lake	20
Wellborn, Suwannee	20
Sunny Isles Beach, Dade	20
Naranja, Dade	20
Laurel Hill, Okaloosa	20
Hosford, Liberty	20
Missing, Bay	20
Bryceville, Nassau	19
Summerland Key, Monroe	19
Belleair, Pinellas	19
Missing, Liberty	19
Miami Springs, Dade	18
Kissimmee, Orange	18
Welaka, Putnam	18
Belleair Beach, Pinellas	18
Anthony, Marion	18
Saint James City, Lee	18
Odessa, Pasco	17
Bradenton Beach, Manatee	17
Yalaha, Lake	17
Eglin Air Force Base, Okaloosa	17
Longboat Key, Manatee	17
Hialeah Gardens, Dade	17
Eastpoint, Franklin	17
San Mateo, Putnam	17
Kendall, Dade	16
Unknown, Orange	16
Carrabelle, Franklin	16
Golden Beach, Dade	16
Sweetwater, Dade	16
Missing, Jefferson	16
Grant-Valkaria, Brevard	16
Temple Terrace, Hillsborough	16
Destin, Walton	15
Haverhill, Palm Beach	15
Missing, Suwannee	15
Holt, Okaloosa	15
North Bay Village, Dade	15
Oak Hill, Volusia	15
Lamont, Jefferson	14
Baldwin, Duval	14
Crystal Beach, Pinellas	14
Missing, Bradford	14
Sumterville, Sumter	14
Altoona, Lake	14
Waverly, Polk	13
Missing, Charlotte	13



# COVID-19: characteristics of 397,470 Florida resident cases

Data through Jul 23, 2020 verified as of Jul 24, 2020 at 09:25 AM

Data in this report are provisional and subject to change.

The table below includes the cities and counties of residence for cases in Florida residents based on the patient's ZIP Code.

Note that city is not always received as part of the initial notification and may be missing while the case is being investigated.

City and county	Cases
Carrollwood, Hillsborough	13
Alafaya, Orange	13
Caryville, Washington	13
Miami Shores, Dade	12
Kindred, Osceola	12
Fort Denaud, Hendry	12
Ona, Hardee	12
Bascom, Jackson	12
Campbellton, Jackson	12
Paisley, Lake	12
Goulds, Dade	11
Village Of Palmetto Bay, Dade	11
Ponce De Leon, Holmes	11
West Park, Broward	11
Missing, Dixie	11
Hollister, Putnam	11
Holmes Beach, Manatee	11
Placida, Charlotte	11
Okahumpka, Lake	11
Tice, Lee	11
Edgewood, Orange	11
Fruit Cove, St. Johns	11
Singer Island, Palm Beach	11
Barefoot Bay, Brevard	11
Sopchoppy, Wakulla	11
Lighthouse Point, Broward	11
Clarksville, Calhoun	10
Missing, Union	10
Ponce Inlet, Volusia	10
Florahome, Putnam	10
Nocatee, Desoto	10
Callaway, Bay	10
Waldo, Alachua	10
Heathrow, Seminole	10
Terra Ceia, Manatee	10
Georgetown, Putnam	9
Eaton Park, Polk	9
Lake Suzy, Desoto	9
Harmony, Osceola	9
Missing, Franklin	9
Mangonia Park, Palm Beach	9
Bayonet Point, Pasco	9
Winter Park, Seminole	9
Unknown, Dade	9
Bellview, Escambia	9
Missing, Glades	9
Tierra Verde, Pinellas	9
North Redington Beach, Pinellas	9
Intercession City, Osceola	8
Palm Shores, Brevard	8
Fort Mccoy, Marion	8
Panacea, Wakulla	8
Pinetta, Madison	8
Labelle, Glades	8
Matlacha, Lee	8
Inglis, Levy	8
Walnut Hill, Escambia	8
Bay Harbor Islands, Dade	8
Dania Beach, Broward	8

# COVID-19: characteristics of 397,470 Florida resident cases

Data through Jul 23, 2020 verified as of Jul 24, 2020 at 09:25 AM

Data in this report are provisional and subject to change.

The table below includes the cities and counties of residence for cases in Florida residents based on the patient's ZIP Code.

Note that city is not always received as part of the initial notification and may be missing while the case is being investigated.

City and county	Cases
Ocean Ridge, Palm Beach	8
Sun City, Hillsborough	8
Balm, Hillsborough	8
Santa Fe, Alachua	8
Highland City, Polk	7
Eloise, Polk	7
Treasure Island, Pinellas	7
Missing, Taylor	7
Hampton, Bradford	7
Reunion, Osceola	7
Lutz, Pasco	7
Tyndall Air Force Base, Bay	7
Sydney, Hillsborough	7
Sebastian, Brevard	7
Brooker, Bradford	7
Kinard, Calhoun	7
Jacksonville, Unknown	6
Kathleen, Polk	6
Palma Sola, Manatee	6
Palmdale, Glades	6
Enterprise, Volusia	6
Wabasso, Indian River	6
Missing, Lafayette	6
Buena Ventura Lakes, Osceola	6
Cedar Key, Levy	6
Tioga, Alachua	6
Wahneta, Polk	6
Venus, Highlands	6
Missing, Alachua	6
Lorida, Highlands	5
Goodland, Collier	5
West Delray Beach, Palm Beach	5
Dowling Park, Suwannee	5
Hollywood, Unknown	5
Kenansville, Osceola	5
Poinciana, Osceola	5
Key Colony Beach, Monroe	5
Hiawassee, Orange	5
Orange Lake, Marion	5
Gonzalez, Escambia	5
Pensacola Beach, Santa Rosa	5
Long Boat Key, Manatee	5
Bay Pines, Pinellas	5
Crystal Springs, Pasco	5
Ponce De Leon, Walton	5
Saint Pete Beach, Pinellas	5
Mexico Beach, Bay	5
Maitland, Seminole	5
La Crosse, Alachua	5
Bradley, Polk	5
Mango, Hillsborough	5
Orlando, Seminole	5
Miami, Unknown	5
Ridge Manor, Pasco	4
Saint Lucie West, St. Lucie	4
Siesta Key, Sarasota	4
Mayport, Duval	4
Pembroke Park, Broward	4
North Venice, Sarasota	4

# COVID-19: characteristics of 397,470 Florida resident cases

Data through Jul 23, 2020 verified as of Jul 24, 2020 at 09:25 AM

Data in this report are provisional and subject to change.

The table below includes the cities and counties of residence for cases in Florida residents based on the patient's ZIP Code.

Note that city is not always received as part of the initial notification and may be missing while the case is being investigated.

City and county	Cases
Homeland, Polk	4
Ebro, Washington	4
Bonifay, Washington	4
Cloud Lake, Palm Beach	4
Plymouth, Orange	4
Paxton, Walton	4
Penney Farms, Clay	4
Lehigh, Lee	4
Tallevast, Manatee	4
Indian Lake Estates, Polk	4
Maxville, Duval	4
Centerville, Leon	4
Ybor City, Hillsborough	4
Missing, Putnam	4
Perdido Key, Escambia	4
Nichols, Polk	4
Nobleton, Hernando	4
Northdale, Hillsborough	4
Perrine, Dade	4
Altamonte Springs, Orange	4
Celebration, Orange	3
Leisure City, Dade	3
Pasadena, Pinellas	3
Port Saint John, Brevard	3
Saint Leo, Pasco	3
Mount Plymouth, Lake	3
Oneco, Manatee	3
Westchase, Hillsborough	3
Miromar Lakes, Lee	3
Mayport Naval Housing, Duval	3
Gulf Stream, Palm Beach	3
City Of Sunrise, Broward	3
Braden River, Manatee	3
Fpo, Duval	3
Elfers, Pasco	3
Pine Castle, Orange	3
Hernando Beach, Hernando	3
Gulf Hammock, Levy	3
Lacoochee, Pasco	3
Steinhatchee, Dixie	3
Saint Marks, Wakulla	3
Pompano Beach, Unknown	3
Eatonville, Orange	3
Indian Creek Village, Dade	3
Homosassa Springs, Citrus	3
Aloma, Orange	3
Woodville, Leon	3
Davenport, Osceola	3
Dinsmore, Duval	3
Green Acres, Palm Beach	3
Long Key, Monroe	3
Cudjoe Key, Monroe	3
Cutler Ridge, Dade	3
Duette, Manatee	3
East Lake, Marion	3
Azalea Park, Orange	3
Anna Maria, Manatee	3
Missing, Hamilton	3
Trilby, Pasco	3

# COVID-19: characteristics of 397,470 Florida resident cases

Data through Jul 23, 2020 verified as of Jul 24, 2020 at 09:25 AM

Data in this report are provisional and subject to change.

The table below includes the cities and counties of residence for cases in Florida residents based on the patient's ZIP Code.

Note that city is not always received as part of the initial notification and may be missing while the case is being investigated.

City and county	Cases
Pine Hills, Orange	3
Milton, Escambia	3
Shady Grove, Taylor	3
Tangerine, Orange	3
Buckingham, Lee	3
Candler, Marion	3
Boca Grande, Lee	3
Hallandale Beach, Broward	3
Graceville, Holmes	3
Fisher Island, Dade	3
Unknown, Broward	3
Quail Heights, Dade	3
Micco, Brevard	3
Little Torch Key, Monroe	3
Lynbrook, Broward	3
Lowell, Marion	3
Lake Como, Putnam	3
Lake Monroe, Seminole	3
Captiva, Lee	3
Belleair Bluffs, Pinellas	3
Bagdad, Santa Rosa	3
Fort Lauderdale, Unknown	3
Ferndale, Lake	3
Hawthorne, Putnam	2
Archer, Levy	2
Laud-By-The-Sea, Broward	2
Jensen Beach, St. Lucie	2
Loxahatchee Groves, Palm Beach	2
Lockhart, Orange	2
Ramrod Key, Monroe	2
River Ranch, Polk	2
Orlando, Unknown	2
Ponte Vedra, Duval	2
Valkaria, Brevard	2
University Park, Manatee	2
Trenton, Levy	2
West Villages, Sarasota	2
Inlet Beach, Bay	2
Jacksonville, Clay	2
Clermont, Orange	2
Sunny Hills, Washington	2
Laurel, Sarasota	2
Manalapan, Palm Beach	2
Oklawaha, Marion	2
Parker, Bay	2
Sparr, Marion	2
Town N Country, Hillsborough	2
Margate, Unknown	2
Port Salerno, Martin	2
Bayshore Gardens, Manatee	2
Everglades City, Collier	2
Daytona Beach Shores, Volusia	2
Lealman, Pinellas	2
Horseshoe Beach, Dixie	2
Hialeah, Unknown	2
Fort Charlotte, Charlotte	2
Goldenrod, Seminole	2
Forest City, Orange	2
Alturas, Polk	2

# COVID-19: characteristics of 397,470 Florida resident cases

Data through Jul 23, 2020 verified as of Jul 24, 2020 at 09:25 AM

Data in this report are provisional and subject to change.

The table below includes the cities and counties of residence for cases in Florida residents based on the patient's ZIP Code.

Note that city is not always received as part of the initial notification and may be missing while the case is being investigated.

City and county	Cases
Chokoloskee, Collier	2
Loughman, Polk	2
Lake Harbor, Palm Beach	2
Lake City, Suwannee	2
Murdock, Charlotte	2
Yankeetown, Levy	2
Orlando, Brevard	2
Branford, Lafayette	2
Clewiston, Palm Beach	2
Earleton, Alachua	2
Longboat Key, Sarasota	2
Rubonia, Manatee	2
Ormond Beach, Flagler	2
San Carlos Park, Lee	2
Sorrento, Orange	2
Lamont, Taylor	2
Lulu, Columbia	2
Glenwood, Volusia	2
Gulf Breeze, Escambia	2
Deerfield Beach, Unknown	2
Unknown, Seminole	2
Venice, Manatee	2
Sugarloaf, Monroe	2
Everglades National Park, Dade	2
Vernon, Bay	2
Virginia Gardens, Dade	2
South Palm Beach, Palm Beach	2
Union Park, Orange	2
Samoset, Manatee	2
Mulberry, Hillsborough	2
New Smyrna, Volusia	2
Palma Ceia, Hillsborough	2
Oakland Park, Unknown	2
Sand Lake, Orange	2
Roseland, Indian River	2
West Palm Beach, Unknown	2
Lake Butler, Bradford	2
Lauderhill, Unknown	2
Miami, Martin	2
At Large, Broward	2
Durant, Hillsborough	2
El Jobean, Charlotte	1
Fort Lauderdale, Dade	1
Franklin, Orange	1
Haines City, Orange	1
Austin, Dade	1
Apo, Collier	1
Astor, Volusia	1
Clearwater, Hillsborough	1
Mayport Naval Station, Duval	1
Mount Dora, Orange	1
New Church, Palm Beach	1
New Port Richey, Hillsborough	1
Jena, Taylor	1
Litchfield Park, Unknown	1
Laurel Hill, Walton	1
Marathon Shores, Monroe	1
Weston, Unknown	1
Winter Springs, Orange	1

# COVID-19: characteristics of 397,470 Florida resident cases

Data through Jul 23, 2020 verified as of Jul 24, 2020 at 09:25 AM

Data in this report are provisional and subject to change.

The table below includes the cities and counties of residence for cases in Florida residents based on the patient's ZIP Code.

Note that city is not always received as part of the initial notification and may be missing while the case is being investigated.

City and county	Cases
Pensacola Naval Hospital, Escambia	1
Point Washington, Walton	1
Okeechobee, Highlands	1
Orange Park, Duval	1
Orlando, Osceola	1
Oviedo, Orange	1
Seacrest, Bay	1
West Hollywood, Broward	1
Unknown Out Of Area, Palm Beach	1
Unknown, Duval	1
Okeechobee, Martin	1
Okeechobi, Unknown	1
Pennsacola, Escambia	1
North Port, Manatee	1
Sarasota, Unknown	1
Seacrest, Walton	1
Salem, Taylor	1
Pooler, Broward	1
University Of Miami, Dade	1
Unknown, Manatee	1
Twentynine Palms, Broward	1
St Cloud, Orange	1
Suwannee, Dixie	1
Wakulla Springs, Wakulla	1
Windermere, Unknown	1
Xifamk, Dade	1
Fanning Springs, Gilchrist	1
Fellsmere, Brevard	1
Fernandina, Nassau	1
Graham, Bradford	1
Cypress Gardens, Polk	1
Hillsboro Beach, Broward	1
Holder, Citrus	1
Lauderdale Lakes, Unknown	1
Key West Naval Air Station, Monroe	1
Indian River Shores, Indian River	1
Indian Rock Beach, Pinellas	1
Metter, Manatee	1
Miami Dade, Unknown	1
Miami, Broward	1
Miamksaohes, Dade	1
Unknown, Volusia	1
Port Saint Lucie, Palm Beach	1
Punta Gurda, Sarasota	1
Rocky Point, Hillsborough	1
Saint Johns, Duval	1
Pensacola Beach, Escambia	1
N. Lauderdale, Broward	1
Orl, Osceola	1
Westville, Walton	1
Cypress, Jackson	1
Clarcona, Orange	1
Coconut Ck, Unknown	1
Alpharetta, Broward	1
Baker, Escambia	1
Cape Cord, Lee	1
Ft Pierce, St. Lucie	1
Hallandale, Unknown	1
Homeless, Hillsborough	1



# COVID-19: characteristics of 397,470 Florida resident cases

Data through Jul 23, 2020 verified as of Jul 24, 2020 at 09:25 AM

Data in this report are provisional and subject to change.

The table below includes the cities and counties of residence for cases in Florida residents based on the patient's ZIP Code.

Note that city is not always received as part of the initial notification and may be missing while the case is being investigated.

City and county	Cases
Homeless, Monroe	1
Hutchinson Island, St. Lucie	1
Miccosukee, Leon	1
Milligan, Okaloosa	1
Miami, Lee	1
Land O Lakes, Hillsborough	1
Layton, Monroe	1
Lehigh Acers, Lee	1
Sanford, Orange	1
Shady Hills, Pasco	1
Shalimar, Escambia	1
Sharpes, Brevard	1
Unknown, Unknown	1
Unable To Obtain, Palm Beach	1
University Of Tampa, Hillsborough	1
Unk, Alachua	1
Watersound, Bay	1
Yeehaw, Okeechobee	1
Oldsrav, Manatee	1
Panama City, Unknown	1
Rivera Beach, Palm Beach	1
Perth Amboy, Hillsborough	1
Miami Gardens, Unknown	1
Morriston, Marion	1
Mount Dora, Seminole	1
Naples, Lee	1
North Fort Myers, Charlotte	1
North Laud, Unknown	1
Mesa, Unknown	1
Jacksonville Naval Air Station, Duval	1
Jacksonville Naval Hospital, Duval	1
Jacksonville, Nassau	1
Homossa, Orange	1
Hudson, Pinellas	1
Cape Haze, Charlotte	1
Davie, Unknown	1
Branford, Gilchrist	1
Alva, Escambia	1
Bayou George, Bay	1
Palm Coast, Orange	1
Saint Cloud, Orange	1
Saint Petersburg, Dade	1
San Pedro Sula, Dade	1
Scottsmoor, Brevard	1
Seminole, Orange	1
Telogia, Liberty	1
Turmero, Dade	1
Wimauma, Manatee	1
Lanark Village, Franklin	1
Logwood, Seminole	1
Miami Granders, Dade	1
Cosselberry, Orange	1
Darien, Pasco	1
Deltona , Volusia	1
Bostwick, Putnam	1
Bartow, Unknown	1
Cassadaga, Volusia	1
Champions Gate, Polk	1
Gastonia, Polk	1

# COVID-19: characteristics of 397,470 Florida resident cases

Data through Jul 23, 2020 verified as of Jul 24, 2020 at 09:25 AM

Data in this report are provisional and subject to change.

The table below includes the cities and counties of residence for cases in Florida residents based on the patient's ZIP Code.

Note that city is not always received as part of the initial notification and may be missing while the case is being investigated.

City and county	Cases
Hialean, Unknown	1
General Delivery, Pasco	1
Gibsonia, Polk	1
Greenacres, Unknown	1
Hallandate Ben, Unknown	1
Hurlburt Field, Okaloosa	1
Longwood, Orange	1
Live Oak, Columbia	1
Cottdonale, Washington	1
Everett, Dade	1
Apopka, Unknown	1
Alligator Point, Wakulla	1
Bonita Springs, Collier	1
Bruce, Holmes	1
Redington Beach, Pinellas	1
Redington Shores, Pinellas	1
Olrando, Orange	1
Ocala, Unknown	1
Ocean Breeze, Martin	1
Madison, Unknown	1
Nokomis, Palm Beach	1
University Of Central FI, Orange	1
Valrico, Orange	1
Tampa, Orange	1
Saint Cloud, Manatee	1
South Fort Myers, Lee	1
Wewahitchka, Calhoun	1
Winterpark, Unknown	1
Olustee, Baker	1
Pine Ridge, Citrus	1
Okeechobee, St. Lucie	1
Miamf, Dade	1
Switzerland, St. Johns	1
Tampa Palms, Hillsborough	1
Sewalls Point, Martin	1
South Daytona Beach, Volusia	1
San Antonio, Unknown	1
Tampa, Pinellas	1
Unknown, Columbia	1
Unknown, Palm Beach	1
Watersound, Walton	1
Wesley Chapel, Alachua	1
Tewksbury, Orange	1
Weston, Dade	1
Clermont, Polk	1
Cortez, Manatee	1
Dade City, Hillsborough	1
Celeste, Broward	1
Air Mail Facility, Dade	1
Bay Lake, Orange	1
Beverly Beach, Flagler	1
Aollywoss, Dade	1
Arnondale, Hillsborough	1
Hollywood, Dade	1
Kissimmee, Brevard	1
Lake Wales, Escambia	1
FI, Dade	1
Florence Villa, Polk	1
Grandin, Putnam	1

# COVID-19: characteristics of 397,470 Florida resident cases

Data through Jul 23, 2020 verified as of Jul 24, 2020 at 09:25 AM

Data in this report are provisional and subject to change.

The table below includes the cities and counties of residence for cases in Florida residents based on the patient's ZIP Code.

Note that city is not always received as part of the initial notification and may be missing while the case is being investigated.

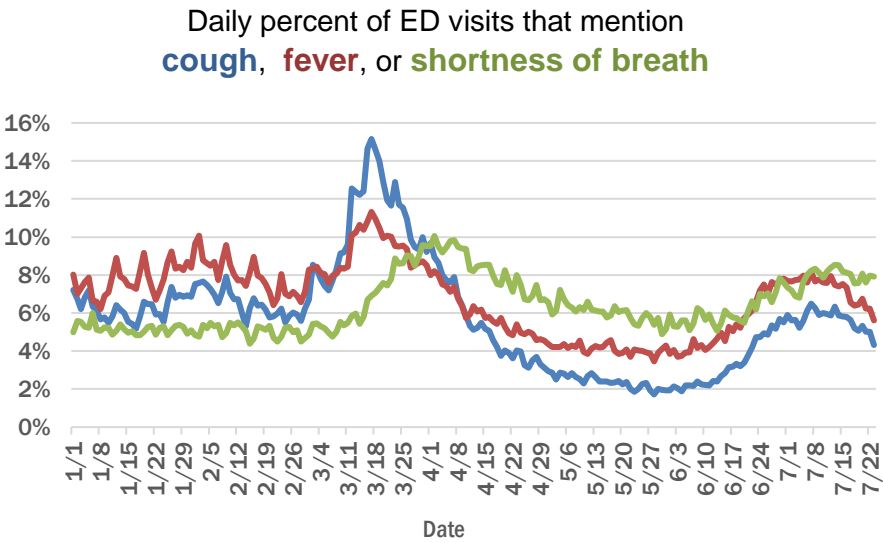
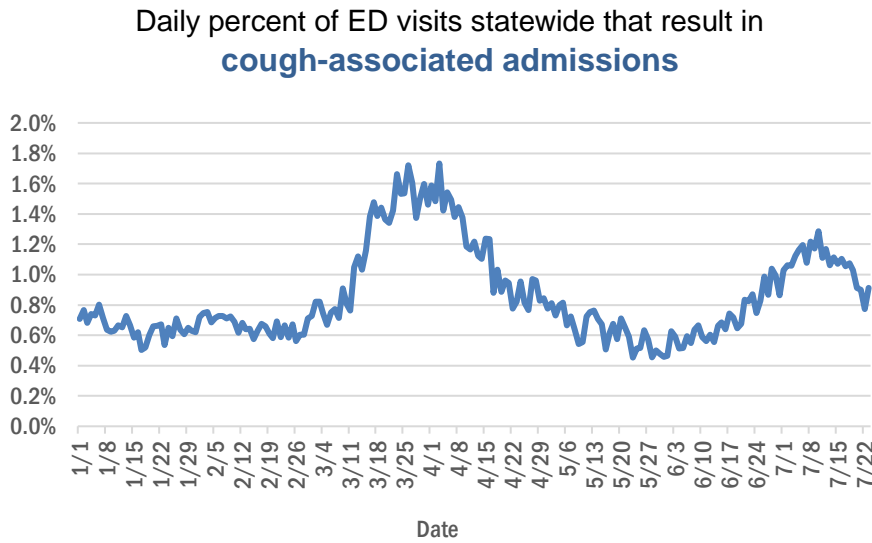
City and county	Cases
Fort Pierce, Martin	1
Estero, Collier	1
Fellsmele, Brevard	1
Doctors Inlet, Clay	1
West Bradenton, Manatee	1
Wintergarden, Orange	1
Venice, Hillsborough	1
Seven Springs, Pasco	1
Tallahassee, Unknown	1
The Villages, Marion	1
Port Everglades, Broward	1
Orlando, Columbia	1
Saint Augusaintine Beach, St. Johns	1
Palm Beach Shores, Palm Beach	1
Niceville, Walton	1
Mount Pleasant, Gadsden	1
Louisville, Broward	1
Middlesburg, Duval	1
Jupiter, Duval	1
Immokalee, Lee	1
Indian Shores, Pinellas	1
Boca Raton, Orange	1
Apopka, Seminole	1
Hallandale Beach, Unknown	1
Davenport, Orange	1
Total	397,470

# COVID-19: additional surveillance information

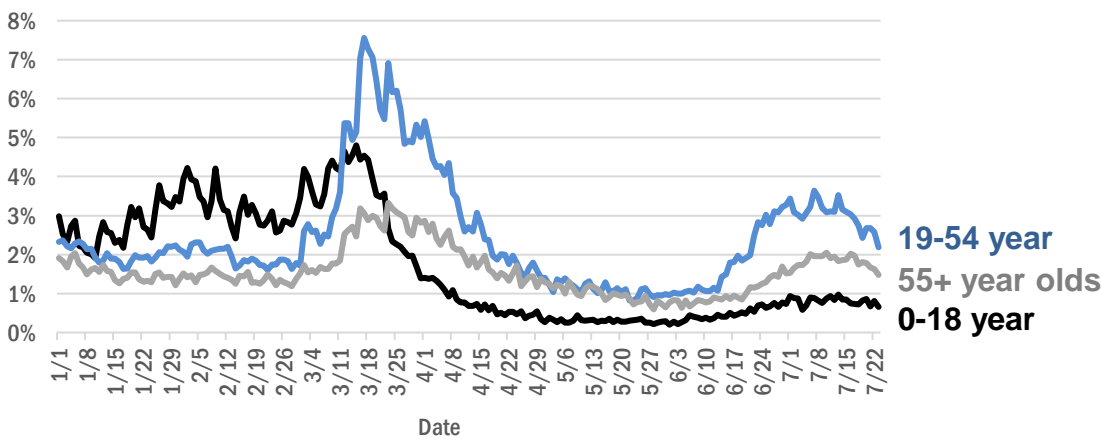
Data through Jul 23, 2020 verified as of Jul 24, 2020 at 09:25 AM

Data in this report are provisional and subject to change.

## Statewide emergency department (ED) chief complaint and admission data



## Daily percent of ED visits statewide that mention cough by age group



The Electronic Surveillance System for the Early Notification of Community-Based Epidemics (ESSENCE-FL) includes chief complaint data from 211 of 212 Florida EDs. Data are transmitted electronically to ESSENCE-FL daily or hourly.

# COVID-19: All persons with tests reported

Data through Jul 23, 2020 verified as of Jul 24, 2020 at 09:25 AM

Data in this report are provisional and subject to change.

The table below includes persons with laboratory results that the Department of Health has received electronically or by mail/fax for Florida residents and non-Florida residents.

County	Awaiting testing	Inconclusive	Negative	Positive	Percent positive	Total tested
Dade	208	1,225	448,175	98,430	18%	547,830
Broward	134	442	303,176	46,576	13%	350,194
Palm Beach	208	511	202,262	29,004	13%	231,777
Hillsborough	151	295	174,447	26,037	13%	200,779
Orange	369	262	203,511	25,952	11%	229,725
Duval	113	203	158,143	18,781	11%	177,127
Pinellas	21	104	133,173	14,726	10%	148,003
Lee	22	32	85,678	14,046	14%	99,756
Polk	31	66	68,949	10,909	14%	79,924
Collier	164	58	45,804	8,601	16%	54,463
Manatee	6	39	64,416	7,520	10%	71,975
Osceola	69	122	44,032	7,150	14%	51,304
Escambia	17	32	52,045	6,684	11%	58,761
Volusia	26	62	54,841	5,969	10%	60,872
Seminole	37	61	52,697	5,852	10%	58,610
Pasco	54	36	51,046	5,526	10%	56,608
Sarasota	28	39	57,561	4,837	8%	62,437
Brevard	5	55	67,986	4,756	7%	72,797
St. Lucie	218	45	31,111	4,153	12%	35,309
Lake	43	39	50,180	3,890	7%	54,109
Leon	21	94	44,935	3,568	7%	48,597
Martin	41	33	19,582	3,357	15%	22,972
Marion	461	27	34,940	3,105	8%	38,072
Alachua	4	19	57,875	2,984	5%	60,878
St. Johns	31	30	31,235	2,796	8%	34,061
Bay	2	28	17,430	2,477	12%	19,935
Clay	11	14	26,633	2,389	8%	29,036
Santa Rosa	3	17	19,796	2,288	10%	22,101
Okaloosa	23	29	20,674	2,202	10%	22,905
Columbia	5	46	8,965	2,009	18%	11,020
Indian River	45	12	20,507	1,837	8%	22,356
Charlotte	5	10	18,733	1,606	8%	20,349
Hendry	2	16	5,886	1,480	20%	7,382
Hernando	1	6	14,395	1,348	9%	15,749
Desoto	6	17	7,454	1,144	13%	8,615
Putnam	2	9	9,354	1,108	11%	10,471
Gadsden		37	8,174	1,090	12%	9,301
Monroe	31	10	9,609	1,082	10%	10,701
Citrus	8	10	14,360	1,009	7%	15,379
Jackson	3	13	7,320	979	12%	8,312
Suwannee		10	5,346	979	15%	6,335
Highlands	6	9	12,642	968	7%	13,619
Walton	1	38	6,456	964	13%	7,458
Sumter	46	13	14,001	941	6%	14,955
Nassau	19	18	11,727	895	7%	12,640
Okeechobee	3	9	4,843	797	14%	5,649
Hardee		3	3,251	759	19%	4,013
Flagler	3	16	11,634	756	6%	12,406

# COVID-19: All persons with tests reported

Data through Jul 23, 2020 verified as of Jul 24, 2020 at 09:25 AM

Data in this report are provisional and subject to change.

The table below includes persons with laboratory results that the Department of Health has received electronically or by mail/fax for Florida residents and non-Florida residents.

County	Awaiting testing	Inconclusive	Negative	Positive	Percent positive	Total tested
Hamilton	1	2	3,131	537	15%	3,670
Madison	1	15	3,948	514	11%	4,477
Wakulla	2	32	5,470	455	8%	5,957
Unknown		29	4,103	447	10%	4,579
Levy		8	4,665	441	9%	5,114
Washington	3	2	3,216	402	11%	3,620
Holmes		8	3,340	364	10%	3,712
Liberty		1	2,560	327	11%	2,888
Glades		1	665	293	31%	959
Gilchrist	1	6	2,904	290	9%	3,200
Baker	8	1	3,568	265	7%	3,834
Taylor		2	2,324	249	10%	2,575
Calhoun	1	6	1,699	242	12%	1,947
Gulf		4	2,761	236	8%	3,001
Bradford	1	3	3,477	221	6%	3,701
Dixie		3	1,967	213	10%	2,183
Union		1	2,811	178	6%	2,990
Jefferson	1	2	1,844	160	8%	2,006
Franklin	1	1	2,168	83	4%	2,252
Lafayette		3	713	79	10%	795
Total	2,727	4,451	2,874,324	402,312	12%	3,281,087



# COVID-19: testing by laboratory

Data through Jul 23, 2020 verified as of Jul 24, 2020 at 09:25 AM

Data in this report are provisional and subject to change.

The numbers in the table below represent the number for whom test results were received by the Department of Health. A person can be tested by more than one laboratory and can have both positive and negative results. **Therefore, the sum of the numbers in each column will be larger than the total number of people tested.**

Reporting lab	Inconclusive	Negative	Positive	Percent positive	Total
QUEST DIAGNOSTICS - TAMPA	2,770	547,531	74,138	12%	624,439
LABORATORY CORPORATION OF AMERICA	787	534,749	77,998	13%	613,534
BIO REFERENCE LABORATORIES, INC	3,143	358,182	65,035	15%	426,360
GENETWORX	662	332,384	28,467	8%	361,513
REALTOX LABS LLC	1,485	162,129	25,782	14%	189,396
ADVENT HEALTH LAB	112	101,270	13,966	12%	115,348
NORTHWEST LABORATORY	106	107,933	4,306	4%	112,345
CURATIVE_LABS	1,437	89,895	3,817	4%	95,149
MEDICAL DIAGNOSTIC LABORATORIES	630	67,246	9,321	12%	77,197
KORVALABS, INC	566	69,364	2,702	4%	72,632
BIOCOLLECTIONS WORLDWIDE, INC	154	49,544	7,944	14%	57,642
MAYO CLINIC LABORATORIES	88	51,395	4,857	9%	56,340
MEMORIAL REGIONAL HOSPITAL SOUTH	18	40,942	10,045	20%	51,005
QUEST DIAGNOSTICS NICHOLS INSTITUTE, INC.	158	44,696	5,488	11%	50,342
BAYCARE LABORATORIES LLC	225	44,459	4,672	9%	49,356
ORLANDO REG MED CENTER CLINICAL LAB	368	36,583	4,545	11%	41,496
SACRED HEART HOSPITAL LABORATORY	2	37,262	4,095	10%	41,359
BPHL-JACKSONVILLE	12	33,981	6,447	16%	40,440
DIATHERIX LABORATORIES		32,591	4,265	12%	36,856
TAMPA GENERAL HOSPITAL	4	33,245	2,474	7%	35,723
TESTING MATTERS INC		31,213	4,223	12%	35,436
UF PATHLABS	33	33,725	1,199	3%	34,957
VIRACOR-EUROFINS LABORATORIES		22,744	7,326	24%	30,070
JACKSON MEMORIAL HOSPITAL CLINICAL LAB	79	24,274	5,551	19%	29,904
ARUP LABORATORIES		27,691	1,980	7%	29,671
ELABNETWORK	1	24,527	1,820	7%	26,348
BPHL-MIAMI	183	21,418	4,129	16%	25,730
BPHL-TAMPA (SPECTRUM BLVD)	44	19,415	3,094	14%	22,553
SHANDS AT THE UNIVERSITY OF FLORIDA	60	20,304	956	4%	21,320
AIT LABORATORIES		18,554	2,141	10%	20,695
MAKO MEDICAL LABORATORIES	516	15,355	2,699	15%	18,570
LAKELAND REGIONAL MEDICAL CENTER	36	15,828	1,758	10%	17,622
ST VINCENT'S MEDICAL CENTER - RIVERSIDE	1	15,529	1,749	10%	17,279
WALGREENS	9	13,814	2,213	14%	16,036
CAPE CORAL HOSPITAL CLINICAL LABORATORY		13,358	2,411	15%	15,769
BROWARD GENERAL MEDICAL CENTER-CLINICAL LAB	2	12,046	1,611	12%	13,659
BAPTIST HOSPITAL OF MIAMI CLINICAL LABORATORY	5	9,845	1,867	16%	11,717
SHANDS JACKSONVILLE MEDICAL CENTER INC	31	10,568	875	8%	11,474
STATLAB_MOBILE		10,664	756	7%	11,420
CLEVELAND CLINIC HOSPITAL LAB	4	9,879	959	9%	10,842
BAPTIST MEDICAL CENTER JACKSONVILLE	1	9,955	611	6%	10,567
FLORIDA HOSPITAL - TAMPA	5	9,518	889	9%	10,412
ADVENTHEALTH DAYTONA BEACH	16	9,564	672	7%	10,252
NAPLES COMMUNITY HOSPITAL	12	9,099	1,009	10%	10,120
ST JOSEPHS HOSPITAL LABORATORY	7	7,980	996	11%	8,983
PALMETTO GENERAL HOSPITAL LAB	2	6,831	2,129	24%	8,962
INTEGRATED REGIONAL LABORATORIES LLP		7,056	1,226	15%	8,282

# COVID-19: testing by laboratory

Data through Jul 23, 2020 verified as of Jul 24, 2020 at 09:25 AM

Data in this report are provisional and subject to change.

The numbers in the table below represent the number for whom test results were received by the Department of Health. A person can be tested by more than one laboratory and can have both positive and negative results. **Therefore, the sum of the numbers in each column will be larger than the total number of people tested.**

Reporting lab	Inconclusive	Negative	Positive	Percent positive	Total
MOUNT SINAI MEDICAL CENTER	3	7,224	823	10%	8,050
LABCORP BURLINGTON (ELR)	2	7,522	249	3%	7,773
JFK MEDICAL CENTER LAB	1	6,297	1,215	16%	7,513
MORTON PLANT HOSPITAL-ADLER INSTITUTE	7	6,912	563	8%	7,482
SARASOTA MEMORIAL HOSPITAL MAIN LAB	12	6,752	635	9%	7,399
TALLAHASSEE MEMORIAL HOSPITAL	1	6,597	519	7%	7,117
SAINT MARY'S MEDICAL CENTER	10	6,103	985	14%	7,098
REAL DIAGNOSTICS	77	6,449	465	7%	6,991
NORTH FLORIDA REGIONAL MEDICAL CENTER		6,406	549	8%	6,955
SOUTH MIAMI HOSPITAL LAB	8	5,977	922	13%	6,907
BRANDON REGIONAL HOSPITAL		5,666	1,051	16%	6,717
MILLENNIUM PHYSICIAN GROUP		5,552	1,092	16%	6,644
UNIVERSITY OF MIAMI HOSPITAL	9	5,132	1,272	20%	6,413
NICKLAUS CHILDREN'S HOSPITAL	13	5,340	1,027	16%	6,380
MEMORIAL REGIONAL HOSPITAL CLINICAL LABORATORY	7	5,762	446	7%	6,215
WELLINGTON REGIONAL MED CTR LAB	3	5,320	881	14%	6,204
JUPITER MEDICAL CENTER LAB	12	5,265	801	13%	6,078
FLORIDA HOSPITAL WATERMAN LABORATORY	11	5,602	427	7%	6,040
INDIAN RIVER MEDICAL CENTER LAB		5,704	333	6%	6,037
ECCO LAB GROUP CO	173	4,467	1,209	21%	5,849
LARKIN COMMUNITY HOSPITAL	10	4,831	902	16%	5,743
APPLIED INGENUITY DIAGNOSTICS LLC		5,410	329	6%	5,739
BAPTIST HOSPITAL OF MIAMI MOLECULAR DIAGNOSTICS	48	4,531	663	13%	5,242
PANCARE OF FLORIDA INC		4,918	204	4%	5,122
AEGIS SCIENCES CORPORATION	26	4,709	339	7%	5,074
DELRAY MEDICAL CENTER	2	4,471	593	12%	5,066
ST ANTHONY'S HOSPITAL LAB	10	4,353	585	12%	4,948
HOMESTEAD HOSPITAL CLINICAL LABORATORY		3,898	1,045	21%	4,943
MEMORIAL HOSPITAL JACKSONVILLE	8	3,920	983	20%	4,911
ARNOLD PALMER MEDICAL CENTER CLINICAL LAB		4,622	112	2%	4,734
WINTER HAVEN HOSPITAL CLINICAL LABORATORY	1	3,845	713	16%	4,559
WEST KENDALL BAPTIST HOSPITAL LABORATORY	2	3,645	885	20%	4,532
OSCEOLA REGIONAL MEDICAL CENTER	1	3,737	720	16%	4,458
ST JOSEPHS HOSPITAL SOUTH LABORATORY	5	3,762	568	13%	4,335
MEASE COUNTRYSIDE LAB		3,754	404	10%	4,158
GOOD SAMARITAN MEDICAL CENTER LAB	1	3,441	690	17%	4,132
LEESBURG REGIONAL MEDICAL CENTER		3,653	430	11%	4,083
ORANGE PARK MEDICAL CENTER	4	3,169	825	21%	3,998
BAPTIST MEDICAL CENTER SOUTH		3,659	287	7%	3,946
GULF COAST MEDICAL CENTER MICROLAB		2,942	989	25%	3,931
LAWNWOOD REGIONAL MEDICAL CENTER	1	3,230	546	14%	3,777
QUEST DIAGNOSTICS NICHOLS INSTITUTE - SJC (ELR)	10	3,260	461	12%	3,731
WESTSIDE REGIONAL MED CTR	2	2,856	665	19%	3,523
FLORIDA HOSPITAL HEARTLAND MED CTR CLINICAL LAB	1	3,229	293	8%	3,523

# COVID-19: testing by laboratory

Data through Jul 23, 2020 verified as of Jul 24, 2020 at 09:25 AM

Data in this report are provisional and subject to change.

The numbers in the table below represent the number for whom test results were received by the Department of Health. A person can be tested by more than one laboratory and can have both positive and negative results. **Therefore, the sum of the numbers in each column will be larger than the total number of people tested.**

Reporting lab	Inconclusive	Negative	Positive	Percent positive	Total
HALIFAX MEDICAL CENTER LAB	9	3,016	486	14%	3,511
WEST BOCA MEDICAL CENTER LAB		3,055	379	11%	3,434
MANATEE MEMORIAL HOSPITAL		3,051	376	11%	3,427
BAPTIST HOSPITAL LABORATORY	4	2,893	510	15%	3,407
MEMORIAL HOSPITAL WEST LABORATORY SERVICES	9	3,040	336	10%	3,385
NEW YORK STATE ELR - SUNRISE MEDICAL LABORATORIES		3,288	77	2%	3,365
AVENTURA HOSPITAL LAB		2,464	886	26%	3,350
Lee Memorial Hospital		2,714	615	18%	3,329
WEST FLORIDA HOSPITAL LAB		2,628	700	21%	3,328
CORAL GABLES HOSPITAL CLINICAL LABORATORY		2,512	803	24%	3,315
HEALTH PARK MEDICAL CENTER CLINICAL LAB		2,631	672	20%	3,303
FLORIDA HOSPITAL WESLEY CHAPEL	1	2,990	300	9%	3,291
MERCY HOSPITAL A CAMPUS OF PLANTATION GEN HOSP LAB	1	2,437	845	26%	3,283
NCH NORTH NAPLES HOSPITAL LAB	1	2,899	343	11%	3,243
DRS CLACK SPENCER WHITE & MCCORMACK PA D/B/A		2,744	457	14%	3,201
BETHESDA HOSPITAL EAST		2,831	353	11%	3,184
PALM BEACH GARDENS MEDICAL CTR LAB		2,859	319	10%	3,178
BROWARD HEALTH NORTH CLINICAL LABORATORY		2,730	446	14%	3,176
SUNPATH MEDICAL DIAGNOSTICS LABORATORY	18	2,771	371	12%	3,160
CLEVELAND CLINIC MARTIN SOUTH HOSPITAL		2,873	282	9%	3,155
LARGO MEDICAL CENTER		2,719	432	14%	3,151
DOCTORS HOSPITAL	2	2,499	641	20%	3,142
CORAL SPRINGS MED CTR		2,784	308	10%	3,092
NORTHWEST MEDICAL CENTER	1	2,344	723	24%	3,068
PALMS WEST HOSPITAL LAB	2	2,409	646	21%	3,057
OAK HILL HOSPITAL		2,760	290	10%	3,050
NORTH SHORE MEDICAL CENTER		2,321	692	23%	3,013
MOFFITT CANCER CENTER	5	2,858	29	1%	2,892
FLORIDA HOSPITAL ZEPHYRHILLS		2,675	201	7%	2,876
FLORIDA HOSPITAL FLAGLER	2	2,590	160	6%	2,752
QUEST DIAGNOSTICS - WEST HILLS	11	2,596	119	4%	2,726
BLAKE MEDICAL CENTER		2,171	490	18%	2,661
Capital Regional Medical Ctr		2,152	471	18%	2,623
FLORIDA MEDICAL CENTER - A CAMPUS OF NORTH SHORE	2	2,167	429	17%	2,598
MARTIN HOSPITAL SOUTH LAB		2,504	90	3%	2,594
REGIONAL MEDCIAL CENTER BAYONET POINT	1	2,354	194	8%	2,549
NEMOURS CHILDRENS HOSPITAL		2,456	51	2%	2,507
THE VILLAGES REGIONAL HOSPITAL		2,312	182	7%	2,494
PLANTATION GENERAL HOSPITAL		1,790	633	26%	2,423
BAYFRONT MEDICAL CENTER	8	1,784	630	26%	2,422
FLORIDA HOSPITAL OF CARROLLWOOD		2,055	362	15%	2,417
FLORIDA HOSPITAL DELAND		1,968	399	17%	2,367
NORTHSIDE HOSPITAL AND HEART INSTITUTE		2,004	335	14%	2,339
MEDICAL CENTER OF TRINITY CLINICAL LABORATORY		1,965	353	15%	2,318
MORTON PLANT-MEASE		2,103	170	7%	2,273

# COVID-19: testing by laboratory

Data through Jul 23, 2020 verified as of Jul 24, 2020 at 09:25 AM

Data in this report are provisional and subject to change.

The numbers in the table below represent the number for whom test results were received by the Department of Health. A person can be tested by more than one laboratory and can have both positive and negative results. **Therefore, the sum of the numbers in each column will be larger than the total number of people tested.**

Reporting lab	Inconclusive	Negative	Positive	Percent positive	Total
ST JOSEPHS NORTH HOSPITAL LAB		2,009	254	11%	2,263
OCALA REGIONAL MEDICAL CENTER		1,993	209	9%	2,202
IMPERIAL POINT MEDICAL CENTER		1,978	216	10%	2,194
LAKE CITY MEDICAL CENTER		1,700	475	22%	2,175
BAPTIST MEDICAL CENTER - BEACHES		2,024	127	6%	2,151
LAKEWOOD RANCH MEDICAL CENTER		1,866	196	10%	2,062
CARDIOTROPIC LABS		1,544	498	24%	2,042
MARTIN MEMORIAL HEALTH SYSTEM LABORATORY		1,880	154	8%	2,034
DR. P. PHILLIPS HOSPITAL		1,966	36	2%	2,002
CENTRAL FLORIDA REGIONAL HOSPITAL		1,719	271	14%	1,990
GULF COAST MEDICAL CENTER LAB		1,624	364	18%	1,988
ST LUCIE MEDICAL CENTER		1,582	340	18%	1,922
WESTCHESTER HOSPITAL	12	1,590	303	16%	1,905
SOUTH FLORIDA BAPTIST HOSPITAL MICRO	1	1,609	292	15%	1,902
RUTGERS CLINICAL GENOMICS LABORATORY	4	1,776	114	6%	1,894
POINCIANA MEDICAL CENTER		1,322	490	27%	1,812
SOUTH LAKE HOSPITAL CLINICAL LAB		1,749	34	2%	1,783
BAPTIST MEDICAL CENTER - NASSAU		1,611	83	5%	1,694
QUEST DIAGNOSTICS	2	1,436	243	14%	1,681
FLORIDA HOSPITAL NORTH PINELLAS	5	1,551	122	7%	1,678
UNIVERSITY HOSPITAL AND MEDICAL CENTER		1,228	424	26%	1,652
PHYSICIANS REGIONAL MEDICAL CENTER - PINE RIDGE RD		1,320	305	19%	1,625
MEMORIAL HOSPITAL- MIRAMAR	10	1,467	122	8%	1,599
WEST PALM HOSPITAL LAB		1,334	223	14%	1,557
MEMORIAL HOSPITAL MICRO		1,361	169	11%	1,530
OPTEO LABORATORY		1,501	29	2%	1,530
WEST MARION COMMUINITY HOSPITAL LAB		1,388	131	9%	1,519
LEE HEALTH COCONUT POINT CLINICAL LAB	1	1,201	292	20%	1,494
ST PETERSBURG GENERAL HOSPITAL		1,065	422	28%	1,487
SOUTH SEMINOLE HOSPITAL LABORATORY		1,414	52	4%	1,466
MEASE DUNEDIN HOSPITAL	2	1,303	141	10%	1,446
CITRUS MEMORIAL HOSPITAL LABORATORY		1,376	44	3%	1,420
MEDCOMP SCIENCES LLC	22	910	475	34%	1,407
QUEST DIAGNOSTICS LENEXA	8	1,307	91	6%	1,406
MEMORIAL HOSPITAL PEMBROKE	3	1,215	159	12%	1,377
QUEST NEW ENGLAND	3	1,331	41	3%	1,375
OVIEDO MEDICAL CENTER		1,157	216	16%	1,373
HIALEAH HOSPITAL	3	997	369	27%	1,369
BAPTIST NORTH EMERGENCY CENTER		943	401	30%	1,344
FORT WALTON BEACH MEDICAL CENTER		1,180	162	12%	1,342
ST VINCENT'S MEDICAL CENTER - SOUTHSIDE		1,307	26	2%	1,333
FLORIDA HOSPITAL FISH MEMORIAL		1,073	231	18%	1,304
VISTA CLINICAL		743	515	41%	1,258
DOCTORS HOSPITAL OF SARASOTA CLINICAL LABORATORY		1,128	128	10%	1,256
ABL MEDICAL CARE LLC		1,039	201	16%	1,240
CLINICORE LABS		1,112	88	7%	1,200
PALMS OF PASADENA HOSPITAL		1,019	170	14%	1,189



# COVID-19: testing by laboratory

Data through Jul 23, 2020 verified as of Jul 24, 2020 at 09:25 AM

Data in this report are provisional and subject to change.

The numbers in the table below represent the number for whom test results were received by the Department of Health. A person can be tested by more than one laboratory and can have both positive and negative results. **Therefore, the sum of the numbers in each column will be larger than the total number of people tested.**

Reporting lab	Inconclusive	Negative	Positive	Percent positive	Total
UHEALTH CORAL GABLES/LENNAR MED CTR		1,118	45	4%	1,163
CLEVELAND CLINIC TRADITION HOSPITAL		1,024	131	11%	1,155
QUEST DIAGNOSTICS - ATLANTA		973	167	15%	1,140
LOWER KEYS MEDICAL CENTER		1,041	88	8%	1,129
LEON MEDICAL CENTERS LLC		848	281	25%	1,129
RAULERSON HOSPITAL		900	171	16%	1,071
QUEST DIAGNOSTICS - MIRAMAR	6	297	751	71%	1,054
CLEVELAND CLINIC MARTIN NORTH HOSPITAL		908	144	14%	1,052
SOUTH BAY HOSPITAL MICRO		878	158	15%	1,036
PUTNAM COMMUNITY MEDICAL CENTER		897	123	12%	1,020
BARTOW REGIONAL MEDICAL CENTER	1	839	147	15%	987
LMHS		901	75	8%	976
PHYSICIANS REGIONAL MEDICAL CENTER - COLLIER BLVD	1	780	194	20%	975
BMCT Molecular Diagnostics Subsection		776	191	20%	967
ORLANDO VA MEDICAL CENTER		853	87	9%	940
TWIN CITIES HOSPITAL		865	71	8%	936
VIKOR SCIENTIFIC	2	601	314	34%	917
AMERICAN HEALTH ASSOCIATES	5	501	383	43%	889
ANNE BATES LEACH EYE HOSPITAL/ ABLEH MICROBIOLOGY LABORATORY		861	25	3%	886
BETHESDA HOSPITAL WEST		805	75	9%	880
SYNERGY LABORATORIES	2	801	52	6%	855
ADVENTHEALTH OCALA LABORATORY		690	158	19%	848
HIGHLANDS REGIONAL MEDICAL CENTER		717	104	13%	821
LAKE SIDE MEDICAL CENTER		528	288	35%	816
FLORIDA HOSPITAL ORLANDO		745	63	8%	808
P4 CLINICAL, LLC	9	666	127	16%	802
ST VINCENTS CLAY COUNTY		775	23	3%	798
GULF BREEZE HOSPITAL LAB	1	658	98	13%	757
AVENTUS BIOLABS	1	380	317	45%	698
ENGLEWOOD COMMUNITY HOSPITAL		636	52	8%	688
QUEST DIAGNOSTICS INFECTIOUS DISEASE INC		291	388	57%	679
SACRED HEART-EMERALD COAST		571	103	15%	674
VISTA CLINICAL DIAGNOSTICS		357	314	47%	671
ACCESSDX	6	356	290	44%	652
CAPSTONE HEALTHCARE		435	213	33%	648
BAPTIST EMERGENCY CENTER OAKLEAF		531	108	17%	639
Florida_Hospital		463	161	26%	624
NIGHT LITE PEDIATRICS		437	177	29%	614
ACCESS MEDICAL LABORATORIES		238	359	60%	597
MARINERS HOSPITAL		481	74	13%	555
BAPTIST HEALTH EMERGENCY CENTER COUNTRY WALK		445	86	16%	531
ORLANDO HEALTH		11	514	98%	525
QUEST DIAGNOSTICS WOOD DALE		473	47	9%	520
BAPTIST EMERGENCY CENTER CLAY		451	68	13%	519
EGLIN AIRFORCE BASE LAB		478	38	7%	516
PATIENTS CHOICE LABORATORIES		178	316	64%	494
VAMC ORLANDO		296	189	39%	485

# COVID-19: testing by laboratory

Data through Jul 23, 2020 verified as of Jul 24, 2020 at 09:25 AM

Data in this report are provisional and subject to change.

The numbers in the table below represent the number for whom test results were received by the Department of Health. A person can be tested by more than one laboratory and can have both positive and negative results. **Therefore, the sum of the numbers in each column will be larger than the total number of people tested.**

Reporting lab	Inconclusive	Negative	Positive	Percent positive	Total
UNIVERSITY OF MIAMI HOSPITAL & CLINICS	1	437	43	9%	481
LAB24 INC			478	100%	478
NCH HEALTHCARE SYSTEM MICROBIOLOGY LAB		1	464	100%	465
PWN HEALTH	1	261	193	42%	455
MARTIN MEMORIAL HEALTH SYSTEMS LABORATORY		407	33	8%	440
LEE MEMORIAL HOSPITAL LAB			436	100%	436
PANCARE OF FLORIDA, INC			435	100%	435
WALGREEN CO	1	381	51	12%	433
HEALTHQUEST ESOTERICS		67	355	84%	422
BARDMOOR LABORATORY	1	360	58	14%	419
QUEST	3	81	335	80%	419
PATHNOSTICS		23	395	94%	418
LABCORP RTP	1	39	371	90%	411
QUEST DIAGNOSTICS - IRVING	7	230	161	40%	398
AVERO DIAGNOSTICS - IRVING		337	49	13%	386
NONE		185	194	51%	379
LUMINUS DIAGNOSTICS		291	87	23%	378
TAMPA COMMUNITY HOSPITAL		237	140	37%	377
QUEST DIAGNOSTICS NICHOLS INSTITUTE	5	351	16	4%	372
SOUTHEAST ALABAMA MEDICAL CENT		338	28	8%	366
BIOREFERENCE LABORATORIES		26	339	93%	365
NCH NORTHEAST		235	129	35%	364
INFORM DIAGNOSTICS		342	2	1%	344
JACKSON HOSPITAL LAB		310	27	8%	337
BOSTON HEART DIAGNOSTICS CORP		321	14	4%	335
MEMORIAL PEMBROKE 24/7 CARE CENTER		243	84	26%	327
CLARITY LABS		276	49	15%	325
DAVITA LABS		290	26	8%	316
ADVANCE MEDICAL OF NAPLES			310	100%	310
APPLIED INGENUITY DIAGNOSTICS		275	27	9%	302
PATIENTS FIRST - MAHAN DRIVE		161	137	46%	298
UHEALTH DEERFIELD BEACH/UMSYLVESTER DEERFIELD BEACH LABORATORY	1	274	21	7%	296
BIO COLLECTIONS INC	1	151	139	48%	291
DYNIX DIAGNOSTICS		187	101	35%	288
JACKSON HOSPITAL CLINICAL LABORATORY		229	55	19%	284
PATIENT'S FIRST		3	280	99%	283
NEW YORK STATE ELR - NORTH SHORE LONG ISLAND JEWISH HEALTH		259	19	7%	278
ECCOLAB GROUP	1	73	199	73%	273
NEW YORK STATE ELR - LENCO MEDICAL LABORATORY		259	12	4%	271
NEW YORK STATE ELR - NYU HOSPITALS CENTER CLINICAL LABORATORIES		258	11	4%	269
DESOTO MEMORIAL HOSPITAL CLINICAL LABORATORY	2	187	72	28%	261
MARTIN MEMORIAL LABORATORY AT ST LUCIE WEST		224	34	13%	258
UAB HIGHLANDS LABORATORY		256	1	0%	257
NEW YORK STATE ELR - DEPARTMENT OF CLINICAL LABS		248	4	2%	252
PHYSICIANS STAT LAB		133	114	46%	247
LABCORP		20	219	92%	239
MINUTECLINIC LLC #3703		206	31	13%	237



# COVID-19: testing by laboratory

Data through Jul 23, 2020 verified as of Jul 24, 2020 at 09:25 AM

Data in this report are provisional and subject to change.

The numbers in the table below represent the number for whom test results were received by the Department of Health. A person can be tested by more than one laboratory and can have both positive and negative results. **Therefore, the sum of the numbers in each column will be larger than the total number of people tested.**

Reporting lab	Inconclusive	Negative	Positive	Percent positive	Total
Assurance Scientific Laboratories		180	53	23%	<b>233</b>
MAKO GENOMICS		218	11	5%	<b>229</b>
GENESIS REFERENCE LABORATORIES		1	224	100%	<b>225</b>
FLO-MEDILAB SERVICES		80	143	64%	<b>223</b>
THERADOC		150	66	31%	<b>216</b>
MEDSCAN LABORATORY INC		136	74	35%	<b>210</b>
NCF DIAGNOSTICS & DNA TECHNOLOGIES	10	14	186	89%	<b>210</b>
LAB CORP	1	65	139	68%	<b>205</b>
CORE DIAGNOSTIC LABORATORIES LLC		174	28	14%	<b>202</b>
JAY HOSPITAL CLINICAL LABORATORY		164	38	19%	<b>202</b>
NORTH FLORIDA PEDIATRICS-TALLAHASSEE		175	17	9%	<b>192</b>
MILLENNIUM PATHOLOGY			189	100%	<b>189</b>
HENDRY REGIONAL MEDICAL CENTER		2	186	99%	<b>188</b>
INFORM DIAGNOSTICS, INC		179	5	3%	<b>184</b>
EXPRESS GENE MOLECULAR DIAGNOSTIC LABORATORY		2	180	99%	<b>182</b>
BAPTIST MD ANDERSON CANCER CENTER		180			<b>180</b>
AVECINA MEDICAL OAKLEAF		33	144	81%	<b>177</b>
ADVENTHEALTH LAB			174	100%	<b>174</b>
ST CLOUD REGIONAL MEDICAL CENTER		126	46	27%	<b>172</b>
TENNESSEE DOH - NASHVILLE	1	150	14	8%	<b>165</b>
GENESIS MEDICAL LABORATORY MIAMI FL.		78	82	51%	<b>160</b>
CURATIVE LABS		3	154	98%	<b>157</b>
PATHGROUP LABS LLC		90	66	42%	<b>156</b>
ORLANDO VETERANS AFFAIRS MEDICAL CENTER		32	122	79%	<b>154</b>
UNKNOWN		10	144	94%	<b>154</b>
HOLMES REGIONAL MEDICAL CENTER		3	149	98%	<b>152</b>
FLORIDA LABORATORY ANALYSIS		27	121	82%	<b>148</b>
SMA SPECIALITY MEDICAL LAB		53	94	64%	<b>147</b>
VAMC WEST PALM LAB			147	100%	<b>147</b>
ORLANDO VAMC		79	68	46%	<b>147</b>
SANFORD REFERENCE LAB		145			<b>145</b>
BIOCERNA LLC	2	98	44	31%	<b>144</b>
ASCEND CLINICAL		138	3	2%	<b>141</b>
NCH HEALTHCARE BONITA		95	46	33%	<b>141</b>
SUNRISE MEDICAL LABORATORIES		106	34	24%	<b>140</b>
NEW YORK STATE ELR - NEW YORK PRESBYTERIAN HOSPITAL CUMC CLINICAL		127	13	9%	<b>140</b>
LABCORP TAMPA	1	16	122	88%	<b>139</b>
AKESOGEN		127	10	7%	<b>137</b>
HOLY CROSS HOSPITAL LABORATORY			136	100%	<b>136</b>
BAY PINES VAMC CLINICAL LABORATORY		2	133	99%	<b>135</b>
FLORIDA HOSPITAL WAUCHULA		68	65	49%	<b>133</b>
FLAGLER HOSPITAL	3	15	113	86%	<b>131</b>
MEMPHIS PATHOLOGY LABORATORY	1	124	5	4%	<b>130</b>
BMHSI-AEL MICROBIOLOGY LABORATORY	2	102	24	19%	<b>128</b>
LABTECH DIAGNOSTIC		83	41	33%	<b>124</b>
JAMES A. HALEY VETERANS MICRO LAB			124	100%	<b>124</b>
UAB UNIVERSITY OF ALABAMA HOSPITAL LAB		120	3	2%	<b>123</b>

# COVID-19: testing by laboratory

Data through Jul 23, 2020 verified as of Jul 24, 2020 at 09:25 AM

Data in this report are provisional and subject to change.

The numbers in the table below represent the number for whom test results were received by the Department of Health. A person can be tested by more than one laboratory and can have both positive and negative results. **Therefore, the sum of the numbers in each column will be larger than the total number of people tested.**

Reporting lab	Inconclusive	Negative	Positive	Percent positive	Total
NEW YORK STATE ELR - MOUNT SINAI LABORATORY		114	8	7%	122
NONA SCIENTIFIC			121	100%	121
MILLENNIUM PATHOLOGY/MICROBIOLOGY LABORATORY			120	100%	120
QUALITOX LABORATORIES		96	24	20%	120
NEO GENOMICS - FORT MYERS		117	3	3%	120
BUREAU OF CLINICAL LABORATORIES		100	19	16%	119
LEHIGH REGIONAL MEDICAL CENTER LAB		103	12	10%	115
PALM BEACH COUNTY HEALTH DEPT LAB		112	2	2%	114
NEW YORK STATE ELR - NEW YORK HOSPITAL LABORATORIES		109	5	4%	114
NITE LITE PEDIATRICS		66	48	42%	114
ALLIED HEALTH FORT PIERCE		112			112
INTEGRATED REGIONAL LABORATORIES		99	11	10%	110
ASAP LAB LLC		90	17	16%	107
MILLENNIUM LAB SERVICES			104	100%	104
VETERANS AFFAIRS MEDICAL CENTER LAB			102	100%	102
GESSLER CLINIC			100	100%	100
MEDARBOR DIAGNOSTICS		1	98	99%	99
AVECINA MEDICAL SOUTHSIDE		32	66	67%	98
TEMPUS CLINICAL LABORATORY		85	13	13%	98
STEWART REFERENCE LABORATORY			97	100%	97
CENTRA CARE		1	96	99%	97
IRL MARKET LAB		60	34	36%	94
MOLECULAR INFECTIOUS DISEASES		90	3	3%	93
DIAGNOSTIC SOLUTIONS		3	90	97%	93
NEW YORK STATE ELR - ENZO CLINICAL LABS INC		92	1	1%	93
ROSEN MEDICAL CENTER		86	7	8%	93
USAFSAM/PHE		23	69	75%	92
SPARROW HEALTHCARE		1	90	99%	91
ADVENT HEALTH DAYTONA		1	87	99%	88
GENETWORKX		15	72	83%	87
MEDICAL DIAGNOSTICS LABORATORIES,INC		16	71	82%	87
MICROGEN DX		1	82	99%	83
WUESTHOFF REF LABORATORY			83	100%	83
MARTIN MEMORIAL MEDICAL CENTER LAB		12	70	85%	82
ACUTIS DIAGNOSTICS	1	67	13	16%	81
CURATIVE LABS INC		12	68	85%	80
VAMC BAY PINES		1	76	99%	77
UR MEDICINE LABS- CENTRAL LABORATORY		77			77
FLORIDA HOSPITAL HEARTLAND MED CTR LAKE PLACID		55	21	28%	76
ST JUDE CHILDREN'S RESEARCH HOSPITAL		68	8	11%	76
BAPTIST HEALTH SOUTH FLORIDA		4	69	95%	73
C.W. BILL YOUNG VA MEDICAL CENTER		3	70	96%	73
MAYO CLINIC LABS - ROCHESTER MAIN CAMPUS		71	1	1%	72
FLORIDA COMMUNITY HEALTH CENTERS INC			71	100%	71
SANTA ROSA MEDICAL CENTER			71	100%	71
CENTRACARE		1	69	99%	70
Highlands Regional Hospital		63	6	9%	69

# COVID-19: testing by laboratory

Data through Jul 23, 2020 verified as of Jul 24, 2020 at 09:25 AM

Data in this report are provisional and subject to change.

The numbers in the table below represent the number for whom test results were received by the Department of Health. A person can be tested by more than one laboratory and can have both positive and negative results. **Therefore, the sum of the numbers in each column will be larger than the total number of people tested.**

Reporting lab	Inconclusive	Negative	Positive	Percent positive	Total
AVECINA MEDICAL JULINGTON		6	63	91%	69
CENTRAL FLORIDA HEALTH CARE		46	21	31%	67
QPS, LLC		63	1	2%	64
REAL DIAGNOSTIC	1	40	23	36%	64
LEON MEDICAL CENTER		1	61	98%	62
DAVITA LABORATORY SERVICES		48	14	23%	62
AEL- MEMPHIS		17	44	72%	61
LABCORP BURLINGTON (LPP)		12	48	80%	60
AVERO DIAGNOSTICS		46	14	23%	60
HOLY CROSS HOSPITAL		1	59	98%	60
FAST TRACK URGENT CARE CENTER			60	100%	60
FINLAY CLINICAL LABORATORY		24	34	59%	58
VAMC LAKE CITY		51	6	11%	57
GENE BY GENE			55	100%	55
INTERCOASTAL MEDICAL GROUP			54	100%	54
BROWARD HEALTH MEDICAL CENTER		1	52	98%	53
NAVY HOSPITAL			53	100%	53
FLORIDA WOMAN CARE LABORATORY LLC		43	9	17%	52
ORLANDO VA PALMS		2	50	96%	52
AMELIA URGENT CARE			52	100%	52
NEW YORK STATE ELR - WADSWORTH HEALTH CENTER		48	3	6%	51
SARASOTA CO. HEALTH DEPT # 58		40	11	22%	51
HOSPITAL FOR SPECIAL SURGERY		49	1	2%	50
MILLENIUM PHYSICIANS GROUP			49	100%	49
P4 DIAGNOSTIX LABORATORY NETWORK		1	48	98%	49
TOM LEE COMMUNITY HEALTH CENTER			48	100%	48
FULGENT DIAGNOSTICS	3	38	6	13%	47
ARTHREX MEDICAL CENTER		27	20	43%	47
HEALTH FIRST-HOLMES REGIONAL			46	100%	46
HURLBURT FIELD CLINIC		23	23	50%	46
H LEE MOFFITT CANCER CENTER MICRO		46			46
VHA PUBLIC HEALTH REFERENCE LABORATORY- PALO ALTO		27	19	41%	46
MAVERICK LABS			45	100%	45
BIOREFERENCE LABORATORY		1	44	98%	45
UNITED CLINICAL LABORATORY LLC			44	100%	44
VAMC GAINESVILLE		2	41	95%	43
QUEST TAMPA (NEW YORK ELR)		32	9	22%	41
BAYCARE LAB		1	40	98%	41
NEW YORK STATE ELR - EMPIRECITY LABORATORIES		35	6	15%	41
DYNAMIC MEDICAL USA			39	100%	39
FLORIDA HOSPITAL NEW SMYRNA		4	35	90%	39
EGLIN REGIONAL MEDICAL CENTER		4	35	90%	39
BAYCARE HEALTH SYSTEM		1	38	97%	39
FISHERMENS HOSPITAL CLINICAL LAB		37	2	5%	39
MORTON PLANT HOSPITAL			38	100%	38
ADVENTHEALTH CENTRA CARE OVIEDO		19	19	50%	38
DEPARTMENT OF VETERANS AFFAIRS JAMES A. HALEY VETERANS HOSPITAL			37	100%	37

# COVID-19: testing by laboratory

Data through Jul 23, 2020 verified as of Jul 24, 2020 at 09:25 AM

Data in this report are provisional and subject to change.

The numbers in the table below represent the number for whom test results were received by the Department of Health. A person can be tested by more than one laboratory and can have both positive and negative results. **Therefore, the sum of the numbers in each column will be larger than the total number of people tested.**

Reporting lab	Inconclusive	Negative	Positive	Percent positive	Total
PROVIDENCE HOSPITAL LABORATORY		36	1	3%	37
INTEGRITY LABORATORIES			37	100%	37
RCA LABORATORY SERVICES, LLC		7	30	81%	37
SMA MEDICAL LABORATORY		8	28	78%	36
SACRED HEART HOSPITAL ON THE GULF		15	20	57%	35
ST. CLOUD MEDICAL GROUP		35			35
CLINICAL REFERENCE LABORATORY		31	4	11%	35
IRL		4	31	89%	35
SOLARIS DIAGNOSTICS		2	31	94%	33
LAB CORP RTP	1	2	30	91%	33
NEW YORK STATE ELR - KALEIDA HEALTH CENTER FOR LABORATORY		29	4	12%	33
VA MEDICAL CENTER		7	26	79%	33
FLORIDA CLINICAL LABORATORY-BIOREFERENCE LABORATORIES		2	31	94%	33
USA HEALTH UNIVERSITY HOSPITAL CLINICAL LABORATORY		32			32
PRIVA PATH LABS			32	100%	32
BioReference Laboratories, Inc		21	10	32%	31
MID-FLORIDA PATHOLOGY		13	18	58%	31
TALLAHASSEE PRIMARY CARE ASSOCIATES		28	3	10%	31
QUEST DIAGNOSTICS-VERO BEACH-37TH ST		31			31
DESOTO MEMORIAL HOSPITAL LAB			31	100%	31
BAYFRONT HEALTH BROOKSVILLE			31	100%	31
REFUAH HEALTH CENTER LABORATORY		31			31
MEDICAL DIAGNOSTIC LAB		1	29	97%	30
LAB CORP TAMPA			30	100%	30
EAST MANATEE FAMILY	1		29	97%	30
BAYFRONT HEALTH ER PINELLAS PARK		16	14	47%	30
ALLSOUTH URGENT CARE			30	100%	30
325TH MEDICAL GROUP			30	100%	30
CAREMOUNT MEDICAL - PATHOLOGY		30			30
NEW YORK STATE ELR - MONTEFIORE MEDICAL CENTER LABORATORIES - MOSES		23	6	21%	29
GENPATH			29	100%	29
FAWCETT MEMORIAL HOSPITAL-LAB		1	28	97%	29
PHAROS HEALTH		1	28	97%	29
MOBILE INFIRMARY MED CENTER PATH LAB		26	2	7%	28
SOUTH LAKE HOSPITAL		1	27	96%	28
ALL CHILDREN'S HOSPITAL LAB		1	27	96%	28
MORTON PLANT HOSPITAL/LAB		1	27	96%	28
UNKNOWN - BAD FACILITY CODE		2	26	93%	28
TRADITION MEDICAL CENTER LABORATORY		7	20	74%	27
ST VINCENT'S BIRMINGHAM LABORATORY		27			27
P4CLINICAL	3	1	23	85%	27
FINLAY CLINICAL LABORATORY INC		26	1	4%	27
NAVAL HOSPITAL - JACKSONVILLE		1	26	96%	27
AMERICAN PATHOLOGY PARTNERS		25	1	4%	26
LABFIRST - DEPARTMENT OF PATHOLOGY		26			26
CDC		17	9	35%	26
HUNTSVILLE HOSPITAL LABORATORY		20	6	23%	26

# COVID-19: testing by laboratory

Data through Jul 23, 2020 verified as of Jul 24, 2020 at 09:25 AM

Data in this report are provisional and subject to change.

The numbers in the table below represent the number for whom test results were received by the Department of Health. A person can be tested by more than one laboratory and can have both positive and negative results. **Therefore, the sum of the numbers in each column will be larger than the total number of people tested.**

Reporting lab	Inconclusive	Negative	Positive	Percent positive	Total
AVELLINO LAB USA, INC		24	2	8%	26
EXPERTUS LABORATORIES INC		9	17	65%	26
INTERLAB		1	25	96%	26
GULF COAST MOLECULAR LABORATORIES		13	13	50%	26
CAPITAL REGIONAL MEDICAL CENTER		1	24	96%	25
TAMPA GENERAL HOSPITAL CLINICAL LAB			25	100%	25
SUNCOAST LABS			25	100%	25
SEBASTIAN RIVER MEDICAL CENTER		7	18	72%	25
QUEST DIAGNOSTIC INC		2	23	92%	25
Quest Diag Unspecifd		4	21	84%	25
CLINICAL RESEARCH SEQUENCING PLATFORM			25	100%	25
MY CLINICAL LAB			24	100%	24
NEW YORK STATE ELR - WHITE PLAINS HOSPITAL CENTER LAB		24			24
PREMIER MEDICAL LABORATORY SERVICES			24	100%	24
QDX PATHOLOGY SERVICES		14	10	42%	24
ACCU REFERENCE MEDICAL LAB			24	100%	24
ORLANDO REGIONAL MEDICAL CENTER		1	23	96%	24
LABCORP BIRMINGHAM		4	20	83%	24
ST JOSEPHS CHILDRENS OUTREACH			24	100%	24
LABORATORY DYNAMICS		20	3	13%	23
AMELIA EXPRESS CARE			23	100%	23
LABORATORY CORP OF AMERICA	1	4	18	78%	23
HEALTH FIRST-PALM BAY			22	100%	22
ST. ANTHONY'S HOSPITAL			22	100%	22
AMERICAN RESEARCH LABS		1	21	95%	22
US BIOTEK LABORATORIES			22	100%	22
PENNSYLVANIA DEPT OF HEALTH		19	3	14%	22
NEW YORK STATE ELR - STONY BROOK UNIVERSITY MEDICAL CENTER		19	3	14%	22
CHILDREN'S HOSPITAL OF ALABAMA		22			22
ADVENT HEALTH CENTRA CARE: WATERFORD LAKES			21	100%	21
NEW YORK STATE ELR - NEWYORK-PRESBYTERIAN/QUEENS DIAGNOSTIC		20	1	5%	21
GARCIA CLINICAL LABORATORY		1	20	95%	21
PATRICK AIR FORCE BASE		1	20	95%	21
QUEST DIAGNOSTICS INC.			21	100%	21
JACKSON MEMORIAL HOSPITAL			21	100%	21
BAYFRONT		19	2	10%	21
ST. MARY'S MEDICAL CENTER LAB			20	100%	20
QUEST DIAGNOSTICS NICHOLS INSTITUTE- LPP		3	17	85%	20
POPLAR HEALTHCARE PLLC	1	10	9	45%	20
MIAMI BEACH COMMUNITY HEALTH CENTER			20	100%	20
NEW PLANT CITY FAMILY CARE			20	100%	20
ST. CLOUD HOSPITAL		20			20
BROWARD HEALTH CORAL SPRINGS EPIDEMIOLOGY DEPT			20	100%	20
LAB			20	100%	20
CAPE CANAVERAL HOSPITAL			20	100%	20
MIAMI VAMC			20	100%	20
LABORATORY SPECIALISTS OF MICHIGAN			19	100%	19



# COVID-19: testing by laboratory

Data through Jul 23, 2020 verified as of Jul 24, 2020 at 09:25 AM

Data in this report are provisional and subject to change.

The numbers in the table below represent the number for whom test results were received by the Department of Health. A person can be tested by more than one laboratory and can have both positive and negative results. **Therefore, the sum of the numbers in each column will be larger than the total number of people tested.**

Reporting lab	Inconclusive	Negative	Positive	Percent positive	Total
MED HEALTH SERVICES		18	1	5%	19
PACIFIC ANALYTICS			19	100%	19
SANFORD LABORATORIES		19			19
INTEGRATED REGIONAL LABORATORIES - LARGO			19	100%	19
KENDALL REGIONAL MEDICAL CENTER LAB			19	100%	19
NEW YORK STATE ELR - CATHOLIC HEALTH SYSTEM DEPT LABORATORY		19			19
NEW YORK STATE ELR - QUEST DIAGNOSTICS NICHOLS		17	2	11%	19
ADVENT HEALTH FISH MEMORIAL		2	17	89%	19
ASSOCIATED CLINICAL LABORATORIES		18	1	5%	19
VA		15	3	17%	18
FULGENT GENETICS	1	6	11	61%	18
GRAVITY DIAGNOSTICS		12	6	33%	18
MACDILL AIRFORCE BASE MICRO		15	3	17%	18
STONE WASH CLINICAL LABORATORIES		2	16	89%	18
ARUP		4	13	76%	17
MIAMI VA HEALTHCARE SYSTEM			17	100%	17
UNIVERSITY HEALTH SYSTEM INC		15	2	12%	17
WATSON CLINIC LLP SOUTH			17	100%	17
CLEVELAND CLINIC FOUNDATION		9	8	47%	17
ALL CHILDREN'S HOSPITAL/LAB			16	100%	16
PARRISH MEDICAL CENTER		1	15	94%	16
TGH		1	15	94%	16
CORE DIAGNOSTIC LABORATORIES			16	100%	16
PATHGROUP LABS			16	100%	16
PALO ALTO VA MEDICAL CENTER		1	15	94%	16
NEW YORK STATE ELR - BROOKDALE UNIVERSITY HOSPITAL		16			16
MADISON CORE LABORATORIES		15	1	6%	16
CITRUS MEMORIAL HEALTH SYSTEM LAB		1	15	94%	16
UNITED CLINICAL LABS			15	100%	15
NXGEN MDX		11	4	27%	15
CENTRA CARE CONWAY			15	100%	15
PHYSICIANS REGIONAL HEALTHCARE SYSTEM			15	100%	15
DOCTORS MEMORIAL HOSPITAL		7	8	53%	15
VIERA HOSPITAL			15	100%	15
QUESTDIAGNOSTICS INCORPORATED		1	14	93%	15
FLORIDA DEPARTMENT OF HEALTH		10	5	33%	15
DIATHERIX		13	2	13%	15
IPSUM DIAGNOSTICS			15	100%	15
LABCORP INC		2	13	87%	15
LECONTE MEDICAL CENTER LAB		11	3	21%	14
NEW YORK STATE ELR - UNIVERSITY HOSPITAL, STONY BROOK SOUTHAMPTON		14			14
QUEST DIAGNOSTICS NICHOLS INSTITUTE - SJC (LPP)		10	4	29%	14
ARCPOINT LABS OF TAMPA			14	100%	14
QUEST DIAGNOSTICS INCORPORATED			14	100%	14
TIDE LABORATORIES		4	10	71%	14
PALM BAY HOSPITAL		1	13	93%	14
HEALTH CENTRAL HOSPITAL			14	100%	14

# COVID-19: testing by laboratory

Data through Jul 23, 2020 verified as of Jul 24, 2020 at 09:25 AM

Data in this report are provisional and subject to change.

The numbers in the table below represent the number for whom test results were received by the Department of Health. A person can be tested by more than one laboratory and can have both positive and negative results. **Therefore, the sum of the numbers in each column will be larger than the total number of people tested.**

Reporting lab	Inconclusive	Negative	Positive	Percent positive	Total
LAB PLUS, LLC AT SAINT THOMAS WEST HOSPITAL		10	3	23%	13
HEALTHLINK DIAGNOSTIC LABORATORIES		1	12	92%	13
MEDCOMP SCIENCES			13	100%	13
MILLENNIUM PHYSICIAN GROUP LCC			13	100%	13
ST. JOSEPH HOSPITAL LAB			13	100%	13
ST. JOSEPHS HOSPITAL			13	100%	13
XERA MED RESEARCH			13	100%	13
BAY MEDICAL CENTER SACRED HEART HEALTH SYSTEM			12	100%	12
PARK WEST MEDICAL CENTER		11	1	8%	12
ADVANCED URGENT CARE		10	2	17%	12
NEW YORK STATE ELR - WILSON MEMORIAL REGIONAL MEDICAL CENTER		12			12
SHORELINE PHYSICIAN GROUP			12	100%	12
DEPARTMENT OF VETERANS AFFAIRS MEDICAL CENTER			12	100%	12
SEVEN RIVERS REGIONAL MEDICAL CENTER		1	11	92%	12
BIO-REFERENCE LABORATORIES			12	100%	12
PROTEUS MOLECULAR AND CLINICAL LAB		8	4	33%	12
NEW YORK STATE ELR - QUEST DIAGNOSTICS INCORPORATED		9	3	25%	12
ST FRANCIS HOSPITAL		9	3	25%	12
BAPTIST SOUTH MEDICAL CENTER		2	10	83%	12
WHITE WILSON MEDICAL CENTER CLINIC			12	100%	12
BROWARD DIALYSIS			12	100%	12
JACKSON HEALTH SYSTEM			12	100%	12
SELECT LABORATORIES MARION COUNTY, LLC.			12	100%	12
OUT OF STATE		12			12
FLORIDA DEPT OF HEALTH		4	8	67%	12
NORTH SHORE UNIVERSITY HOSPITAL LABORATORY		11	1	8%	12
NEW YORK STATE ELR - LENOX HILL HOSPITAL		11	1	8%	12
TOTAL RENAL LABORATORIES INC		7	5	42%	12
SUNQUEST		2	9	82%	11
FLORIDA COMMUNITY HEALTH CENTER OF ST. LUCIE			11	100%	11
DOH		1	10	91%	11
NEW YORK STATE ELR - WESTCHESTER MEDICAL CENTER		11			11
GRAVITY DIAGNOSTICS, LLC		3	8	73%	11
INDIAN RIVER MEDICAL CENTER		11			11
MOFFITT CANCER CENTER		9	2	18%	11
LAB INTERMARKET FACILITY LAB			11	100%	11
DELRAY MEDICAL CENTER LAB			11	100%	11
AMERICAN ESOTERIC LABORATORIES			11	100%	11
MED ARBOR			10	100%	10
NEW YORK STATE ELR - ROCHESTER GENERAL HOSPITAL LABORATORY		9	1	10%	10
ESCAMBIA COMMUNITY CLINIC			10	100%	10
DIAGNOSTIC LABORATORY OF OKLAHOMA		10			10
CAYUGA MEDICAL CENTER AT ITHACA		9	1	10%	10
BAYCARE OUTREACH LABORATORY SERVICES		1	9	90%	10
NEW JERSEY DEPARTMENT OF HEALTH COMMUNICABLE DISEASE SERVICE		3	7	70%	10
MEDICAL LABORATORY DIAGNOSTICS			10	100%	10
GENESIS LABORATORY MANAGEMENT			10	100%	10



# COVID-19: testing by laboratory

Data through Jul 23, 2020 verified as of Jul 24, 2020 at 09:25 AM

Data in this report are provisional and subject to change.

The numbers in the table below represent the number for whom test results were received by the Department of Health. A person can be tested by more than one laboratory and can have both positive and negative results. **Therefore, the sum of the numbers in each column will be larger than the total number of people tested.**

Reporting lab	Inconclusive	Negative	Positive	Percent positive	Total
BAPTIST CLAY			10	100%	10
BROWARD HEALTH CARE			10	100%	10
PARKWEST MEDICAL CENTER		9	1	10%	10
LABCORP - MIAMI		4	6	60%	10
NIGHT LITE PEDIATRICS URGENT CARE			10	100%	10
SELECT REFERENCE LABORATORIES, LLC			10	100%	10
EMERGENCY PHYSICIANS MEDICAL CENTER			10	100%	10
MOLECULAR TESTING LABS			10	100%	10
LAKE BALDWIN CBOC		9	1	10%	10
LABCORP - CLEARWATER		3	7	70%	10
SMA LAB		3	6	67%	9
CORE LABORATORY		1	8	89%	9
MICHIGAN DEPARTMENT OF HEALTH AND HUMAN SERVICES			9	100%	9
UVMCM MICROBIOLOGY		9			9
MACDILL AFB HOSPITAL		3	6	67%	9
VAMC			9	100%	9
WUESTHOFF MEDICAL CENTER-MELBOURNE			9	100%	9
HEALTH FIRST-VIERA HOSPITAL			9	100%	9
WESTPAC LABS			9	100%	9
GENESIS DIAGNOSTICS			9	100%	9
QUEST INFECTIOUS DISEASE	1	4	4	44%	9
UPMC CHAUTAUQUA AT WCA LABORATORY		9			9
VENICE REGIONAL MEDICAL CENTER			9	100%	9
CLARITY LAB SOLUTIONS		3	6	67%	9
CBS LABORATORY		1	8	89%	9
SPORTS DRUG TESTING LABORATORY			8	100%	8
MAYO CLINIC DEPT OF LAB MED PATHOLOGY			8	100%	8
CENTRA CARE – SAND LAKE			8	100%	8
MINUTE CLINIC INCORPORATE		7	1	13%	8
RDX BIOSCIENCE,			8	100%	8
ST JOSEPH'S HEALTHLINE		1	7	88%	8
ST MARY'S MEDICAL CENTER		1	7	88%	8
GENEUS DIAGNOSTICS			8	100%	8
ST JOSEPHS HOSPITAL			8	100%	8
DEVANSH LAB WERKS INC		6	2	25%	8
NORTH OKALOOSA MEDICAL CENTER			8	100%	8
NORTH CAROLINA DEPARTMENT OF HEALTH & HUMAN SERVICES			8	100%	8
DOCTOR'S IN HOUSE LAB			8	100%	8
STATE LAB		1	7	88%	8
JACKSON NORTH MEDICAL CENTER		1	7	88%	8
NEW YORK STATE ELR - CATHOLIC HEALTH SERVICES REGIONAL LABORATORY		6	2	25%	8
BAYFRONT HEALTH SPRING HILL			8	100%	8
EAST ALABAMA MEDICAL CENTER LABORATORY		6	2	25%	8
THE COMMONWEALTH OF MASSACHUSETTS			8	100%	8
CONSOLIDATED LAB SERVICES		8			8
UMHC/SYLVESTER AT KENDALL		1	7	88%	8
BIO REFERNCE LABORATORIES		3	5	63%	8

# COVID-19: testing by laboratory

Data through Jul 23, 2020 verified as of Jul 24, 2020 at 09:25 AM

Data in this report are provisional and subject to change.

The numbers in the table below represent the number for whom test results were received by the Department of Health. A person can be tested by more than one laboratory and can have both positive and negative results. **Therefore, the sum of the numbers in each column will be larger than the total number of people tested.**

Reporting lab	Inconclusive	Negative	Positive	Percent positive	Total
HEALTH FIRST CAPE CANAVERAL HOSPITAL			7	100%	7
NEW YORK STATE ELR - JAMES J PETERS VA MEDICAL CENTER		5	2	29%	7
PRIDE DIAGNOSTICS		6	1	14%	7
WOLFSON CHILDREN'S HOSPITAL			7	100%	7
NEW YORK STATE ELR - GOOD SAMARITAN HOSPITAL LABORATORY		7			7
ORMOND BEACH CENTRA CARE			7	100%	7
NO NAME		5	2	29%	7
WATSON CLINIC LLP MAIN			7	100%	7
VENICE REGIONAL MEDICAL LAB SERVICES			7	100%	7
BOCA BIOLISTICS REFERENCE LABORATORY			7	100%	7
CLINICAL PATHOLOGY LABORATORIES, INC.			7	100%	7
AMERICAN HEALTH ASSOCIATES OF TAMPA			7	100%	7
NORTH BAY HOSPITAL			7	100%	7
SYLVESTER AT PLANTATION LABORATORY		6	1	14%	7
NEW YORK STATE ELR - ERIE COUNTY MEDICAL CTR CLINICAL LABS		7			7
NEW YORK STATE ELR - SARATOGA HOSPITAL LABORATORY		7			7
ST CATHERINE OF SIENA HOSPITAL		7			7
SOUTHEAST ALABAMA MEDICAL CENTER			7	100%	7
SOUTHEAST FAMILY HEALTHCARE CENTER			7	100%	7
DOCTOR'S MEMORIAL HOSPITAL			7	100%	7
DYNAMIC DNA LAB			7	100%	7
FLORIDA DEPARTMENT OF HEALTH IN LAKE COUNTY		3	4	57%	7
NEW YORK STATE ELR - ST PETER'S BENDER LABORATORY		7			7
NORTHWELL HEALTH PLAINVIEW HOSPITAL LABORATORY		5	2	29%	7
LONGLEAF DIAGNOSTIC LABORATORIES		2	5	71%	7
MICHIGAN DEPARTMENT OF COMMUNITY HEALTH		1	5	83%	6
PERSONALIZED GENETIC TESTING			6	100%	6
PATHOGENIUS LABORATORIES		2	4	67%	6
NEW YORK STATE ELR - JAMAICA HOSPITAL MEDICAL CENTER		6			6
ST VINCENTS MEDICAL CENTER RIVERSIDE NURSING			6	100%	6
LEE COUNTY HEALTH DEPARTMENT		4	2	33%	6
ROCKLEDGE			6	100%	6
NEW YORK STATE ELR - BRONX LEBANON HOSPITAL-MEDICAL CENTER		5	1	17%	6
ARCPPOINT LABS OF WEST PALM BEACH			6	100%	6
POARCH BANC CREEK INDIANS TRIBAL HEALTH DEPARTMENT			6	100%	6
TRUE HEALTH DIAGNOSTICS		1	5	83%	6
ARCHBOLD MEMORIAL HOSPITAL/LAB		3	3	50%	6
HUNTINGTON HOSPITAL LABORATORY		5	1	17%	6
SACRED HEART HEALTH SYSTEM			6	100%	6
PRATTVILLE BAPTIST HOSPITAL		5	1	17%	6
PENSACOLA PEDIATRICS			6	100%	6
LEE MEMORIAL LAB GULF COAST			6	100%	6
ST JOSEPH HOSPITAL		5	1	17%	6
CONNECTICUT DEPARTMENT OF HEALTH		5	1	17%	6
NEW YORK STATE ELR - LOURDES HOSPITAL INC		6			6
CLEVELAND CLINIC			6	100%	6
ADVENTHEALTH CENTRA CARE ORMOND BEACH			6	100%	6

# COVID-19: testing by laboratory

Data through Jul 23, 2020 verified as of Jul 24, 2020 at 09:25 AM

Data in this report are provisional and subject to change.

The numbers in the table below represent the number for whom test results were received by the Department of Health. A person can be tested by more than one laboratory and can have both positive and negative results. **Therefore, the sum of the numbers in each column will be larger than the total number of people tested.**

Reporting lab	Inconclusive	Negative	Positive	Percent positive	Total
ST. JOSEPH'S HOSPITAL LAB			6	100%	6
SHELBY COUNTY HEALTH CARE CORPORATION		3	2	40%	5
MONTEFIORE NEW ROCHELLE HOSPITAL		5			5
PROMEDICA LABORATORIES		5			5
SPECIALITY LABORATORIES,INC		4	1	20%	5
ST ELIZABETH MEDICAL CENTER LABORATORY		5			5
TAMIAMI LAB MILLENNIUM			5	100%	5
UPMC HEALTH SYSTEM		4	1	20%	5
MINUTECLINIC DIAGNOSTIC OF RHODE ISLAND, LLC #729		4	1	20%	5
NEW YORK STATE ELR - VASSAR BROTHERS MEDICAL CENTER LABORATORY		5			5
NEW YORK STATE ELR - HUDSON VALLEY HOSPITAL CENTER LABORATORY		4	1	20%	5
ST ANTHONY NORTH			5	100%	5
PRECISION HEALTH SOLUTIONS LAB			5	100%	5
ST VINCENT'S EAST LABORATORY		5			5
NEW YORK PRESBYTERIAN - ALLEN HOSPITAL		5			5
UNIVERSITY HOSPITAL - STONY BROOK EASTERN		5			5
NEW YORK STATE ELR - LABORATORY ALLIANCE OF CENTRAL NEW		5			5
THE VILLAGES CLINICAL LAB		4	1	20%	5
PALM BEACH PATHOLOGY		4	1	20%	5
BIOFIRE			5	100%	5
JFK MEDICAL CENTER NORTH LAB			5	100%	5
LABCORP BURLINGTON CYTO		4	1	20%	5
ARNOT OGDEN MEDICAL CENTER LABORATORY		5			5
BAYCARE LABORATORIES			5	100%	5
MAGNOLIA DIAGNOSTIC			5	100%	5
XRL SXF REF LAB		5			5
BROWARD COUNTY HEALTH DEPT.			5	100%	5
FLOWERS HOSPITAL		1	4	80%	5
TYNDALL AFB			5	100%	5
FRANCES WARDE MEDICAL LABORATORY		2	3	60%	5
SOUTH SEMINOLE HOSPITAL		1	4	80%	5
BOCA RATON REGIONAL HOSPITAL LAB			5	100%	5
AMELIA MEDICAL CARE			5	100%	5
BIOTECH			5	100%	5
AEL KNOXVILLE			5	100%	5
Diatherix Laboratories, LLC		1	4	80%	5
BROOKWOOD BAPTIST MEDICAL CENTER		5			5
BAY PINES VA		1	4	80%	5
CREATIVE TESTING SOLUTIONS			5	100%	5
CANTON-POTSDAM HOSPITAL LABORATORY		5			5
DOH JACKSONVILLE CENTRAL LABORATORY		3	2	40%	5
CHILDREN'S HOSPITAL OF PHILADELPHIA		5			5
WINTER HAVEN HOSPITAL			4	100%	4
MISSOURI DEPARTMENT OF HEALTH AND SENIOR SERVICES			4	100%	4
LINCOLN MEDICAL AND MENTAL HEALTH CENTER		4			4
MAYO CLINIC LABS - ROCHESTER SUPERIOR DRIVE			4	100%	4
MEDLOGIC, LLC		1	3	75%	4

# COVID-19: testing by laboratory

Data through Jul 23, 2020 verified as of Jul 24, 2020 at 09:25 AM

Data in this report are provisional and subject to change.

The numbers in the table below represent the number for whom test results were received by the Department of Health. A person can be tested by more than one laboratory and can have both positive and negative results. **Therefore, the sum of the numbers in each column will be larger than the total number of people tested.**

Reporting lab	Inconclusive	Negative	Positive	Percent positive	Total
ADVENT HEALTH SEBRING			4	100%	4
QUEST DIAGNOSTICS- MELBOURNE			4	100%	4
LAB CORP OF AMERICA		1	3	75%	4
PEDIATRIC HEALTH CARE ALLIANCE			4	100%	4
THE CENTER FOR URGENT CARE		3	1	25%	4
TRUGENX			4	100%	4
NEW YORK STATE ELR - NORTH CENTRAL BRONX HOSP		4			4
THOMAS JEFFERSON UNIVERSITY HOSPITAL		4			4
DCH REGIONAL MEDICAL CENTER LABORATORY		4			4
SOUTHWESTERN REGIONAL MEDICAL CENTER - TULSA		4			4
LABCORP - NAPLES			4	100%	4
NEW YORK STATE ELR - BROOKLYN HOSPITAL CENTER DOWNTOWN CAMPUS		4			4
DAVITA LABORATORY		4			4
COVENIENT CARE MEDICAL CLINIC			4	100%	4
STATEN ISLAND UNIVERSITY HOSPITAL-POUCH		4			4
FLORIDA MEDICAL CLINIC			4	100%	4
HEALTHMARK REGIONAL HOSPITAL LAB		2	2	50%	4
BAYONET POINT MEDICAL CENTER			4	100%	4
MERCY HOSPITAL MIAMI LAB			4	100%	4
NORTHWEST FLORIDA COMMUNITY HOSPITAL		1	3	75%	4
EXPRESS TESTING-ONE			4	100%	4
PECONIC BAY MEDICAL CENTER LABORATORY		3	1	25%	4
INTERMARKET FACILITY			4	100%	4
LAKELAND REGIONAL HEALTH			4	100%	4
FINLAY C. LABORATORY		3	1	25%	4
HIGHLANDS MEDICAL CENTER		4			4
NEW YORK STATE ELR - SOUTHSIDE HOSPITAL NORTHWELL HEALTH LABORATORY		3	1	25%	4
OKLAHOMA STATE UNIVERSITY DIAGNOSTIC LAB			4	100%	4
BOND CLINIC			4	100%	4
COLORADO DEPARTMENT OF PUBLIC HEALTH AND ENVIRONMENT			4	100%	4
COMMUNITY HEALTH OF SOUTH FLORIDA			4	100%	4
DTR LABS		3	1	25%	4
SUNCOAST COMMUNITY HEALTH CENTERS PEDIATRICS			4	100%	4
PRECISION LABS LLC		1	3	75%	4
LEHIGH VALLEY HOSPITAL		3	1	25%	4
WUESTHOFF MEMORIAL HOSPITAL			4	100%	4
BARONESS ERLANGER HOSPITAL		3			3
FAMILY HEALTH CENTERS OF SWF LABS			3	100%	3
FISHERMEN'S HOSPITAL			3	100%	3
GENUS DIAGNOSTICS			3	100%	3
DALE MEDICAL CENTER		2	1	33%	3
VIRGINIA DIVISION OF CONSOLIDATED LABORATORIES			3	100%	3
UNKNOWN LAB			3	100%	3
DOH-TAMPA BRANCH LABORATORY (MLK BLVD)			3	100%	3
NEW YORK STATE ELR - ORANGE REGIONAL MEDICAL CENTER LABORATORY		3			3
MOLECULAR DIAGNOSTICS			3	100%	3
STATEN ISLAND UNIVERSITY HOSPITAL		3			3

# COVID-19: testing by laboratory

Data through Jul 23, 2020 verified as of Jul 24, 2020 at 09:25 AM

Data in this report are provisional and subject to change.

The numbers in the table below represent the number for whom test results were received by the Department of Health. A person can be tested by more than one laboratory and can have both positive and negative results. **Therefore, the sum of the numbers in each column will be larger than the total number of people tested.**

Reporting lab	Inconclusive	Negative	Positive	Percent positive	Total
LAKE WALES MEDICAL CENTER INC			3	100%	3
OPTUM LABS LLC			3	100%	3
MARINER'S HOSPITAL			3	100%	3
ILLINOIS DEPARTMENT OF PUBLIC HEALTH			3	100%	3
JACKSON SOUTH COMMUNITY HOSPITAL LAB			3	100%	3
EMERGENCY MEDICAL CENTER			3	100%	3
SAMARITAN MEDICAL CENTER		3			3
BRANCH MEDICAL CLINIC			3	100%	3
FLORIDA WOMAN CARE LABORATORY			3	100%	3
PINELLAS COUNTY HEALTH DEPARTMENT		2	1	33%	3
METHODIST MEDICAL CENTER		2	1	33%	3
LABCORP DIAGNOSTICS-MIAMI		2	1	33%	3
LEE MEMORIAL HEALTH PARK LAB			3	100%	3
FLORIDA CLINICAL LAB			3	100%	3
GULF COAST MEDICAL GROUP			3	100%	3
NEWYORK-PRESBYTERIAN/ LAWRENCE HOSPITAL LABORATORY		3			3
NORTH BROWARD HOSPITAL DISTRICT HEALTHCARE FOR THE HOMELESS			3	100%	3
ACH			3	100%	3
KEY WEST URGENT CARE, INC		3			3
Cleveland Clinic Laboratories		1	2	67%	3
NEW YORK STATE ELR - JACOBI MEDICAL CENTER		3			3
NEW YORK STATE ELR - SAMARITAN HOSPITAL LABORATORY		3			3
NORTH FLORIDA PEDIATRICS-LAKE CITY			3	100%	3
LABORATORY OF FLORIDA			3	100%	3
ST LUKES HOSPITAL LABORATORY		2	1	33%	3
MHHS All Lab Subsection		3			3
TAMPA GENERAL HOSPITAL LABORATORY			3	100%	3
CLINICORE			3	100%	3
TIMBER RIDGE LABORATORY			3	100%	3
LAKE CITY VETERANS HOSPITAL			3	100%	3
FIRST CHOICE URGENT CARE			3	100%	3
MONTEFIORE ST LUKE'S CORNWALL HOSPITAL		2	1	33%	3
JEFFERY WEINZWEIG			3	100%	3
PENNSYLVANIA DEPARTMENT OF HEALTH BUREAU OF LABORATORIES			3	100%	3
INDIAN RIVER CHD VERO BEACH		2	1	33%	3
QUEST DIAGNOSTIC			3	100%	3
ASCENSION ST. VINCENT'S PRIMARY CARE			3	100%	3
PUBLIC HEALTH LAB		3			3
PALMS WEST HOSPITAL			3	100%	3
NICHOLS INSTITUTE QUEST DIAGNOSTICS		2	1	33%	3
JOE DIMAGGIO CHILDREN'S HOSPITAL		1	2	67%	3
VA OUTPATIENT			3	100%	3
MAYO MEDICAL LABORATORIES		2	1	33%	3
BAPTIST MEDICAL CENTER EAST		2	1	33%	3
QUEST DIAGNOSTICS-N ST PETERSBURG-5TH			3	100%	3
VIRTUA VOORHEES HOSPITAL		3			3
ABBOTT			3	100%	3



# COVID-19: testing by laboratory

Data through Jul 23, 2020 verified as of Jul 24, 2020 at 09:25 AM

Data in this report are provisional and subject to change.

The numbers in the table below represent the number for whom test results were received by the Department of Health. A person can be tested by more than one laboratory and can have both positive and negative results. **Therefore, the sum of the numbers in each column will be larger than the total number of people tested.**

Reporting lab	Inconclusive	Negative	Positive	Percent positive	Total
BAYCARE OUTREACH LABORATORY HOSPITAL			3	100%	3
WAKEMED		1	2	67%	3
BEAUMONT LABORATORY			3	100%	3
AVELLINO LAB USA INC		3			3
CENTRAL FLORIDA HEALTH CARE INC			3	100%	3
CONEMAUGH MEMORIAL MEDICAL CENTER		2			2
MARSHALL MEDICAL CENTER SOUTH LAB		2			2
ACHS		2			2
LAWTON CHILES HEALTH CENTER			2	100%	2
ALABAMA DEPARTMENT OF PUBLIC HEALTH			2	100%	2
QUEST DIAGNOSITCS INCORPORATED			2	100%	2
BAY CARE OCCUPATIONAL CLINIC			2	100%	2
GEISINGER MEDICAL CENTER		2			2
CENTRA CARE HUNTER'S CREEK			2	100%	2
SIGNATURE CARE PFLUGERVILLE			2	100%	2
AHSE ROP		2			2
AMERICAN FAMILY CARE- ORANGE BEACH			2	100%	2
ATLANTIS URGENT CARE			2	100%	2
CALHOUN LIBERTY HOSPITAL			2	100%	2
CORAL GABLES HOSPITAL			2	100%	2
ST. MARYS MEDICAL CENTER			2	100%	2
BOZEMAN HEALTH DEACONESS HOSPITAL		2			2
URGENT CARE TCMA			2	100%	2
ERIE COUNTY MEDICAL CTR CLINICAL LABS		2			2
JOHNSON CITY MEDICAL CENTER		1	1	50%	2
LABCORP PHOENIX			2	100%	2
TREASURE COAST COMMUNITY HEALTH			2	100%	2
UNIVERSITY OF MIAMI			2	100%	2
BAY CARE			2	100%	2
COASTAL LABORATORIES			2	100%	2
LABCORP RARITAN		2			2
FLORIDA CLINICAL LABORATORY INC			2	100%	2
KEYS MEDICAL GROUP			2	100%	2
ADVANCED MEDICAL CARE			2	100%	2
STATEN ISLAND UNIVERSITY HOSPITAL SEGUINE AVE		2			2
UC CORAL GABLES			2	100%	2
FLORIDA HEALTH CARE PLANS			2	100%	2
FCHC (OB)-DARWIN SQUARE CTR.			2	100%	2
KEY PRIMARY CASE			2	100%	2
JOHN D. ARCHBOLD MEM. HOSPITAL			2	100%	2
BIO-TECH CLINICAL LABORATORIES			2	100%	2
MEMORIAL SLOAN KETTERING CANCER CENTER		1	1	50%	2
NEW YORK STATE ELR - LONG ISLAND JEWISH VALLEY STREAM		2			2
IRL MARKET LAB ALACHUA		1	1	50%	2
GALEN BAYLOR EXTENSION		2			2
Covance Central Laboratory			2	100%	2
BETH ISRAEL DEACONESS MEDICAL CENTER			2	100%	2



# COVID-19: testing by laboratory

Data through Jul 23, 2020 verified as of Jul 24, 2020 at 09:25 AM

Data in this report are provisional and subject to change.

The numbers in the table below represent the number for whom test results were received by the Department of Health. A person can be tested by more than one laboratory and can have both positive and negative results. **Therefore, the sum of the numbers in each column will be larger than the total number of people tested.**

Reporting lab	Inconclusive	Negative	Positive	Percent positive	Total
DEACONESS HOSPITAL			2	100%	2
VIGILINT HEALTHCARE		1	1	50%	2
WOODHULL MEDICAL AND MENTAL HEALTH CTR		2			2
AMEERAH LABS			2	100%	2
KETTERING HEALTH			2	100%	2
OKLAHOMA STATE DEPARTMENT OF HEALTH-PUBLIC HEALTH LABORATORY			2	100%	2
AMMON LABS			2	100%	2
OMNI			2	100%	2
INTERNAL MEDICINE ASSOCIATES-DUNELLON			2	100%	2
HOME ACCESS HEALTH			2	100%	2
NOVANT HEALTH INPATIENT CARE			2	100%	2
IOWA DEPARTMENT OF PUBLIC HEALTH			2	100%	2
SCDHEC BUREAU OF LABORATORIES			2	100%	2
SARASOTA MEMORIAL MEDICAL URGENT CARE CENTER			2	100%	2
COLLIER COUNTY HEALTH DEPT.			2	100%	2
LABCORP - STUART		1	1	50%	2
Cleveland Clinic Weston			2	100%	2
CONNECTDX			2	100%	2
NORTH FLORIDA/SOUTH GEORGA VETERANS HEALTH SYSTEM			2	100%	2
CLINICAL PATHOLOGY LABS		1	1	50%	2
BAYFRONT HEALTH PUNTA GORDA			2	100%	2
UNIVERSITY HOSPITAL OF BROOKLYN		2			2
NEW HAMPSHIRE DEPARTMENT OF HEALTH AND HUMAN SERVICES		1	1	50%	2
NEW YORK STATE ELR - NEW YORK CITY DEPARTMENT OF HEALTH & MENTAL		2			2
GUTHRIE MEDICAL GROUP LABORATORIES		2			2
GEORGIA DEPARTMENT OF PUBLIC HEALTH			2	100%	2
QUEENS HOSPITAL CENTER		2			2
LEESBURG REGIONAL MEDICAL CENTER		1	1	50%	2
NEW HAMPSHIRE PUBLIC HEALTH LABORATORIES		2			2
PREMIER MEDICAL LABORATORY			2	100%	2
DORAL URGENT CARE			2	100%	2
JACKSON LABORATORY OF GENOMIC MEDICINE		2			2
OHIO STATE UNIVERSITY WEXNER MEDICAL CENTER			2	100%	2
FLORIDA DEPARTMENT OF HEALTH IN HILLSBOROUGH COUNTY			2	100%	2
OHIO DEPARTMENT OF HEALTH LABORATORY		2			2
NIGHT LITE PEDIATRICS WINTER GARDEN		2			2
NAPHCARE, INC.			2	100%	2
EGL GENETIC DIAGNOSTICS		1	1	50%	2
PREMIER LABORATORY SERVICES, LLC			2	100%	2
PPD			2	100%	2
WALGREENS #5317		2			2
CELERION			2	100%	2
ST. JOSEPH REGIONAL MEDICAL CENTER			2	100%	2
UNIVERSITY HOSPITAL			2	100%	2
FLORIDA HOSPITAL			2	100%	2
LABCORP - OHIO			2	100%	2
MAILBOX DIAGNOSTICS		1	1	50%	2

# COVID-19: testing by laboratory

Data through Jul 23, 2020 verified as of Jul 24, 2020 at 09:25 AM

Data in this report are provisional and subject to change.

The numbers in the table below represent the number for whom test results were received by the Department of Health. A person can be tested by more than one laboratory and can have both positive and negative results. **Therefore, the sum of the numbers in each column will be larger than the total number of people tested.**

Reporting lab	Inconclusive	Negative	Positive	Percent positive	Total
MONTANA PUBLIC HEALTH LAB			2	100%	2
SOUTH GEORGIA MEDICAL CENTER			2	100%	2
ST PETERSBURG PEDIATRICS-EAST BAY			2	100%	2
ALTRU DIAGNOSTICS INC			2	100%	2
VIRTUA MEMORIAL HOSPITAL BURLINGTON COUNTY			2	100%	2
SSM HEALTH ST LOUIS MICROBIOLOGY LABORATORY		1	1	50%	2
SHELBY BAPTIST MEDICAL CENTER			2	100%	2
NEW YORK STATE DEPARTMENT OF HEALTH		1	1	50%	2
NORTHERN DUTCHESS HOSPITAL LABORATORY		2			2
X-GENE MOLECULAR LABS			2	100%	2
NEW YORK STATE ELR - GLENS FALLS HOSPITAL DEPARTMENT OF PATHOLOGY		2			2
BIRMINGHAM VAMC		1	1	50%	2
MAYO			2	100%	2
NEW YORK STATE ELR - AUBURN COMMUNITY HOSPITAL		2			2
BFT LAB			2	100%	2
MEDONE URGENT CARE			1	100%	1
ARNOLD PALMER HOSPITAL LABORATORY			1	100%	1
ARKANSAS DEPARTMENT OF HEALTH			1	100%	1
BMC/JACSONVILLE		1			1
MHS LAB		1			1
NEW YORK CITY DEPARTMENT OF HEALTH			1	100%	1
BERKSHIRE MEDICAL CENTER			1	100%	1
MIAMI CANCER INSTITUTE			1	100%	1
BAYCARE MEDICAL GROUP			1	100%	1
SPRING HILL REGIONAL HOSPITAL			1	100%	1
ALVERNO CLINICAL LABORATORIES			1	100%	1
NAVAL HOSPITAL OF JACKSONVILLE			1	100%	1
UTMB PATHOLOGY CLINICAL SERVICES LABORATORY			1	100%	1
SEMINOLE COUNTY HEALTH DEPARTMENT			1	100%	1
UNIVERSITY OF MISSOURI HEALTH CARE			1	100%	1
ACCESS HEALTH CARE			1	100%	1
MEDICAL CENTER ENTERPRISE			1	100%	1
THE CHILDREN'S HOSPITAL OF PHILADELPHIA		1			1
LAB CORP PHOENIX			1	100%	1
PEDIATRIC HEALTHCARE ALLIANCE			1	100%	1
VIRACOR			1	100%	1
ALLIANCE LABS @LRMC			1	100%	1
ADVANCED LABORATORY SERVICES			1	100%	1
SUNY UPSTATE MEDICAL UNIVERSITY			1	100%	1
LABCORP-PORT ST.LUCIE		1			1
REDITUS LABORATORIES			1	100%	1
QUEST - HOUSTON LAB			1	100%	1
NEW YORK STATE ELR - NEW YORK PRESBYTERIAN-LOWER MANHATTAN		1			1
LABCORP - ORLANDO		1			1
HARDIN MEMORIAL HOSPITAL - HEARTLAND PATHOLOGY CONSULTANTS			1	100%	1
FORT SANDERS REGIONAL LABORATORY		1			1
NEW YORK STATE ELR - MONTEFIORE MEDICAL CENTER LABORATORIES - WEILER			1	100%	1

# COVID-19: testing by laboratory

Data through Jul 23, 2020 verified as of Jul 24, 2020 at 09:25 AM

Data in this report are provisional and subject to change.

The numbers in the table below represent the number for whom test results were received by the Department of Health. A person can be tested by more than one laboratory and can have both positive and negative results. **Therefore, the sum of the numbers in each column will be larger than the total number of people tested.**

Reporting lab	Inconclusive	Negative	Positive	Percent positive	Total
MALABAR/ADVENT CENTRA CARE			1	100%	1
FLORIDA HOSPITAL ALTAMONTE			1	100%	1
HOLY NAME MEDICAL CENTER		1			1
NORTHSIDE HOSPITAL DULUTH			1	100%	1
HOUSTON HEALTH DEPARTMENT - BUREAU OF LABORATORY SERVICES			1	100%	1
NORTHWEST FL COMM HOSP			1	100%	1
INTERMOUNTAIN CENTRAL LAB			1	100%	1
NORTHSHORE UNIVERSITY HEALTHSYSTEM EVANSTON HOSPITAL LAB			1	100%	1
ONEIDA HEALTHCARE CENTER		1			1
OHIO STATE UNIVERSITY MEDICAL CENTER			1	100%	1
NORTH RIVER FAMILY HEALTH CENTER			1	100%	1
SMITH KLINE			1	100%	1
NORTH FLORIDA PEDIATRICS			1	100%	1
PRISMA HEALTH TUOMEY LABORATORY			1	100%	1
NORTH CAROLINA STATE LABORATORY OF PUBLIC HEALTH, SPECTRUM LAB NETWORK			1	100%	1
LABCORP OF AMERICA		1			1
BAYFRONT HEALTH PORT CHARLOTTE			1	100%	1
SONIC REFERENCE LABORATORY			1	100%	1
SCIONLAB SERVICES LLC			1	100%	1
AMD			1	100%	1
MID FLORIDA CLINICAL LABORATORY			1	100%	1
PERDIDO URGENT CARE			1	100%	1
CFCH - FROSTPROOF			1	100%	1
CALIFORNIA PUBLIC HEALTH LABORATORY			1	100%	1
CELEBRATION HOSPITAL			1	100%	1
CENTRA CARE – WATERFORD LAKES			1	100%	1
KANSAS DEPARTMENT OF HEALTH			1	100%	1
EXCEL URGENT CARE OF NJ			1	100%	1
QUEST DIAGNOSTICS-OCALA-SE 3RD		1			1
PHELPS HOSPITAL LABORATORY		1			1
QUEST DIAGNOSTIC INC TECHNICAL			1	100%	1
DOCS URGENT CARE			1	100%	1
RICHMOND UNIVERSITY MEDICAL CENTER			1	100%	1
RIVERSIDE METHODIST HOSPITAL LAB			1	100%	1
CQUENTIA NGS, LLC			1	100%	1
REGIONAL MEDICAL LABORATORY			1	100%	1
PEACHEALTH LABORATORIES		1			1
NORTHERN WESTCHESTER HOSPITAL LABORATORY		1			1
NAVAL BRANCH MEDICAL CLINIC			1	100%	1
NORTH BROWARD MEDICAL CENTER			1	100%	1
PHYSICIANS STAT			1	100%	1
PIEDMONT HOSPITAL LAB			1	100%	1
PEDIATRIC ASSOCIATES - JACKSONVILLE			1	100%	1
HEALTH NETWORK LABORATORIES		1			1
NOT GIVEN			1	100%	1
REMISE OCCUPATIONAL HEALTH SOLUTIONS INC			1	100%	1
TUFTS MEDICAL CENTER			1	100%	1

# COVID-19: testing by laboratory

Data through Jul 23, 2020 verified as of Jul 24, 2020 at 09:25 AM

Data in this report are provisional and subject to change.

The numbers in the table below represent the number for whom test results were received by the Department of Health. A person can be tested by more than one laboratory and can have both positive and negative results. **Therefore, the sum of the numbers in each column will be larger than the total number of people tested.**

Reporting lab	Inconclusive	Negative	Positive	Percent positive	Total
ALLIANCE LABORATORY SERVICES			1	100%	1
BARDMOOR LABORATORY			1	100%	1
ST VINCENT'S CHILTON		1			1
AFFILIATED LABORATORIES INC			1	100%	1
WARD MEMORIAL HOSPITAL		1			1
WILLIAM A HINTON STATE LABORATORY INSTITUTE			1	100%	1
ADVENTIST HINSDALE HOSPITAL LABORATORY			1	100%	1
ST JOSEPHS CHILDRENS HOSPITAL OUTREACH			1	100%	1
SANFORD SOUTH UNIVERSITY		1			1
COLORADO DEPARTMENT OF HEALTH LABORATORY SERVICES DIVISION			1	100%	1
COMPUNET CLINICAL LAB			1	100%	1
SHARP MEMORIAL HOSPITAL MICROBIOLOGY DEPT			1	100%	1
NADAL PEDIATRICS - VICTORIA STREET (3385)			1	100%	1
MINUTECLINIC DIAGNOSTIC OF TEXAS, LLC		1			1
MIDWAY SPECIALTY CARE CENTER			1	100%	1
Mt Sinai Aventura			1	100%	1
MONTANA DEPARTMENT OF PUBLIC HEALTH & HUMAN SERVICES			1	100%	1
MEMORIAL HEALTH UNIVERSITY MEDICAL CENTER			1	100%	1
TANNER MEDICAL CENTER EAST AL		1			1
YORK HOSPITAL - LABORATORY			1	100%	1
SOUTHWEST REGIONAL PCR LABORATORY			1	100%	1
EDGAR PRICE FAMILY & CHILDREN HEALTHCARE CENTER			1	100%	1
TALLAHASSEE MEMORIAL HOSPITAL/MICROBIOLOGY LAB			1	100%	1
MISSOURI DEPARTMENT OF HEALTH AND SENIOR SERVICES - STATE PH LAB		1			1
DSI LABORATORIES-NAPLES-7TH			1	100%	1
ST CHARLES HOSPITAL LABORATORY		1			1
UW HOSPITAL AND CLINICS			1	100%	1
HIGHLANDS CLINICAL LABORATORY			1	100%	1
UNKNOWN - MI			1	100%	1
UNITED HEALTHCARE			1	100%	1
HEART OF FLORIDA HMA			1	100%	1
FLORIDA HOSPITAL KISSIMMEE			1	100%	1
WOLFSON (USE BAPTIST)			1	100%	1
HARLEM HOSPITAL CENTER		1			1
TRINITAS REGIONAL MEDICAL CENTER			1	100%	1
ST. MARY MEDICAL CENTER		1			1
QUEST ELR		1			1
LATE HOURS URGENT CARE			1	100%	1
RIVERVIEW REGIONAL MEDICAL CENTER		1			1
LARKIN COMMUNITY HOSPITAL INC DBA CARDIOTROPIC		1			1
MAGNOLIA ADULT, LLC			1	100%	1
JRS LABORATORY			1	100%	1
MIDMICHIGAN MEDICAL CENTER			1	100%	1
PROGENESIS INC			1	100%	1
MEDRITE			1	100%	1
CBC LAB			1	100%	1
SHANDS AT LAKE SHORE LAB			1	100%	1

# COVID-19: testing by laboratory

Data through Jul 23, 2020 verified as of Jul 24, 2020 at 09:25 AM

Data in this report are provisional and subject to change.

The numbers in the table below represent the number for whom test results were received by the Department of Health. A person can be tested by more than one laboratory and can have both positive and negative results. **Therefore, the sum of the numbers in each column will be larger than the total number of people tested.**

Reporting lab	Inconclusive	Negative	Positive	Percent positive	Total
SMITH NORTHVIEW HOSPITAL LAB			1	100%	1
UCLA HEALTHCARE CLINICAL LABS			1	100%	1
CAROLINAS HEALTHCARE SYSTEM LAB			1	100%	1
BAPTIST ER TOWN CTR			1	100%	1
AZALEA HEALTH			1	100%	1
UK HEALTHCARE			1	100%	1
SCIENCE CARE			1	100%	1
Viracor Eurofins			1	100%	1
VITAE DIAGNOSTICS			1	100%	1
NEW YORK STATE ELR - COLUMBIA MEMORIAL HOSPITAL LABORATORY		1			1
VIDANT MEDICAL CENTER			1	100%	1
BAY CARE LAB SERVICES/ST. ANTHONY'S HOSPITAL			1	100%	1
APS-SUMMIT CARE PHARMACY, LLC DBA OMNICARE		1			1
LABCORP KANSAS CITY			1	100%	1
WILMINGTON VA MEDICAL CENTER			1	100%	1
JOHNS HOPKINS MEDICAL LABS			1	100%	1
CAROMONT HEALTH			1	100%	1
UNK			1	100%	1
UNIVERSITY OF FLORIDA			1	100%	1
UNIVERSITY OF KANSAS MEDICAL CENTER			1	100%	1
FLORIDA DEPARTMENT OF HEALTH PALM BEACH COUNTY			1	100%	1
VALLEY HOSPITAL MEDICAL CENTER		1			1
BAYCARE MEDICAL GROUP INC			1	100%	1
GIFFORD MEMORIAL HOSPITAL		1			1
UT MEMPHIS UNIVERSITY HEALTH SERVICES			1	100%	1
LAKEVIEW REGIONAL HOSPITAL			1	100%	1
MONROE COUNTY HOSPITAL		1			1
MONTEFIORE NYACK HOSPITAL AFFILIATED LABORATORY		1			1
MINUTECLINIC DIAGNOSTIC			1	100%	1
BASCOM PALMER-MICRO LAB			1	100%	1
MUNSON MEDICAL CENTER			1	100%	1
BEAUFORT MEMORIAL			1	100%	1
KETTERING MEDICAL CENTER			1	100%	1
LABCORP - LADY LAKE			1	100%	1
NEW YORK STATE ELR - MERCY MEDICAL CENTER		1			1
LAKEWOOD RANCH ER 24/7			1	100%	1
LEGACY LABORATORY			1	100%	1
ACCESSLAB		1			1
MANATEE PEDIATRICS			1	100%	1
MEDICAL CLINIC OF HOUSTON			1	100%	1
MARION COUNTY HEALTH DEPARTMENT			1	100%	1
BAPTIST HEALTH MEDICAL CENTER			1	100%	1
MEDSTAR HARBOR HOSPITAL			1	100%	1
MEMORIAL HERMANN CONSOLIDATED LABORATORY SERVICES			1	100%	1
FLORIDA CLINICAL LABORATORY - BIOREFERENCE LABORATORIES			1	100%	1
ST. LUKE'S HOSPITAL - BETHLEHEM CAMPUS		1			1
LOYOLA UNIVERSITY MEDICAL CENTER LABORATORY			1	100%	1

# COVID-19: testing by laboratory

Data through Jul 23, 2020 verified as of Jul 24, 2020 at 09:25 AM

Data in this report are provisional and subject to change.

The numbers in the table below represent the number for whom test results were received by the Department of Health. A person can be tested by more than one laboratory and can have both positive and negative results. **Therefore, the sum of the numbers in each column will be larger than the total number of people tested.**

Reporting lab	Inconclusive	Negative	Positive	Percent positive	Total
MEDICAL ARTS LABORATORY			1	100%	1
ST. LUCIE COUNTY HEALTH DEPARTMENT		1			1
SUNY AT STONY BROOK			1	100%	1
LABCORP HOUSTON			1	100%	1
BLOUNT MEMORIAL HOSPITAL		1			1
LEESBURG FAMILY MEDICINE		1			1
BLOOD SYSTEMS LABORATORIES			1	100%	1
BAYCARE ALLIANT HOSPITAL			1	100%	1
BAYCARE OUTREACH LAB			1	100%	1
AMERICAN MEDICAL LABORATORIES			1	100%	1
SACRED HEART MEDICAL GROUP			1	100%	1
SMA SPECIALTY MEDICAL LAB			1	100%	1
SPARROW CENTRAL LAB			1	100%	1
ACCESS HEALTH CARE PHYSICIANS			1	100%	1
AFC URGENT CARE			1	100%	1
BAYLOR COLLEGE OF MEDICINE			1	100%	1
LABCORP - LEESBURG			1	100%	1
DELAWARE DIAGNOSTICS LABS			1	100%	1
DICKERT			1	100%	1
PALM BEACH COUNTY HEALTH DEPARTMENT LABORATORY			1	100%	1
ST. JOSEPH'S HOSPITAL NORTH			1	100%	1
TEN HEALTHCARE			1	100%	1
UF KANAPAHA LAB BEAKER		1			1
OHIO DEPARTMENT OF HEALTH			1	100%	1
THE UNIVERSITY OF VERMONT MEDICAL CENTER		1			1
THOMAS LANGLEY			1	100%	1
HELIX DIAGNOSTICS			1	100%	1
CONEY ISLAND HOSPITAL		1			1
CATHOLIC HEALTH SYSTEM DEPT LABORATORY		1			1
UC SAN DIEGO HEALTH			1	100%	1
HAWAII DEPARTMENT OF HEALTH LAB			1	100%	1
ECLRS			1	100%	1
VRL EUROFINs			1	100%	1
US LABORATORIES			1	100%	1
PARKWAY REGIONAL MEDICAL CENTER LAB			1	100%	1
NEW YORK STATE ELR - ST BARNABAS HOSPITAL		1			1
TIMPANOGOS REGIONAL HOSPITAL			1	100%	1
HARTFORD HOSPITAL ANCILLARY LAB		1			1
TAMPA		1			1
INDIAN RIVER CLINICAL LABORATORY, INC.		1			1
UAB			1	100%	1
UNIVERSITY LAB			1	100%	1
LABCORP-CRYSTAL RIVER			1	100%	1
INTERMOUNTAIN MEDICAL CENTER			1	100%	1
FLORIDA DEPARTMENT OF HEALTH IN MIAMI DADE COUNTY			1	100%	1
WELLINGTON WEST 100176			1	100%	1
WEST PACIFIC MEDICAL LABORATORY			1	100%	1



# COVID-19: testing by laboratory

Data through Jul 23, 2020 verified as of Jul 24, 2020 at 09:25 AM

Data in this report are provisional and subject to change.

The numbers in the table below represent the number for whom test results were received by the Department of Health. A person can be tested by more than one laboratory and can have both positive and negative results. **Therefore, the sum of the numbers in each column will be larger than the total number of people tested.**

Reporting lab	Inconclusive	Negative	Positive	Percent positive	Total
LABCORP - HOLLYWOOD			1	100%	1
WASHINGTON STATE DEPARTMENT OF HEALTH PUBLIC HEALTH LABORATORIES			1	100%	1
JOHNS HOPKINS MEDICAL LABORATORIES			1	100%	1
NORTH NAPLES HOSPITAL RESPIRATORY THERAPY DEPARTMENT			1	100%	1
HEALTH FIRST IBM-UX			1	100%	1
JOHN HOPKINS MEDICAL LABORATORIES		1			1
GRAND VIEW HOSPITAL			1	100%	1
VA GREATER LOS ANGELES HEALTH CARE SYSTEM			1	100%	1
TRUMAN MEDICAL CENTER - HOSPITAL HILL			1	100%	1
UNITED CLINICAL LABORATORIES			1	100%	1
THE HEART HOSPITAL BAYLOR PLANO			1	100%	1
TIEHH BIOTERRORISM RESPONSE LAB			1	100%	1
Lourdes Hospital			1	100%	1
CLEVELAND CLINIC OHIO LABORATORIES			1	100%	1
CENTRA CARE – LAKE NONA			1	100%	1
DHEC - S.C PUBLIC HEALTH LAB			1	100%	1
URGENT CARE WEST CLINIC			1	100%	1
NEW YORK STATE ELR - BELLEVUE HOSPITAL CENTER DEPARTMENT		1			1
WESLEY CHAPEL INTERNAL MEDICINE AND PEDIATRICS			1	100%	1
VA HOSPITAL			1	100%	1
VERMONT DEPARTMENT OF HEALTH LABORATORY		1			1
WEST KENDALL HOSPITAL			1	100%	1
DUKE HEALTH REGIONAL HOSPITAL			1	100%	1
TEXAS DEPARTMENT OF STATE HEALTH SERVICES			1	100%	1
WEST VIRGINIA UNIVERSITY HOSPITALS			1	100%	1
FALMOUTH BY THE SEA			1	100%	1
ONslow MEMORIAL HOSPITAL LABORATORY		1			1
DOCTORS MEMORIAL FAMILY MEDICINE			1	100%	1
DOCTOR'S WALK-IN CLINIC / QUEST DIAGNOSTICS			1	100%	1
SOUTHWEST FLORIDA DIVISION LAB			1	100%	1
SENTARA NORFOLK GENERAL HOSPITAL CENTRAL LAB			1	100%	1
SANFORD REGIONAL HOSPITAL WORTHINGTON		1			1
CHARLOTTE CHD PORT CHARLOTTE		1			1
COMMONWEALTH OF MASSACHUSETTS			1	100%	1
PRORENATA LABS			1	100%	1
DALLAS MEDICAL CENTER			1	100%	1
JEFFERSON COUNTY HEALTH DEPARTMENT-MONTICELLO		1			1
BEAUMONT HOSPITAL, GROSSE POINTE			1	100%	1
KENTUCKY CABINET FOR HEALTH AND FAMILY SERVICES			1	100%	1
XPRESS WELLNESS URGENT CARE			1	100%	1
WELLOW URGENT CARE		1			1
TAMIAMI LAB MILLENIUM			1	100%	1
STANLY REGIONAL MEDICAL CENTER			1	100%	1
WATAUGA MEDICAL CENTER			1	100%	1
HANCOCK REGIONAL HOSPITAL		1			1
DOCTORS CLINICAL LABORATORY, INC			1	100%	1
ST FRANCIS			1	100%	1

# COVID-19: testing by laboratory

Data through Jul 23, 2020 verified as of Jul 24, 2020 at 09:25 AM

Data in this report are provisional and subject to change.

The numbers in the table below represent the number for whom test results were received by the Department of Health. A person can be tested by more than one laboratory and can have both positive and negative results. **Therefore, the sum of the numbers in each column will be larger than the total number of people tested.**

Reporting lab	Inconclusive	Negative	Positive	Percent positive	Total
GENETRAIT LABORATORIES			1	100%	1
MARYLAND DEPARTMENT OF HEALTH AND MENTAL HYGIENE			1	100%	1
SOUTHEAST GEORGIA HEALTH SYSTEM			1	100%	1
MARINA DEL REY HOSPITAL LAB			1	100%	1
LABCORP SOUTH CHARLESTON			1	100%	1
LABCORP LAFAYETTE		1			1
State Lab Unspecifd			1	100%	1
LEGACY LABORATORY SERVICES			1	100%	1
ROBERT WOOD JOHNSON HOSPITAL			1	100%	1
EXPRESS GENE MOLECULAR DIAGNOSTICS LABORATORY			1	100%	1
CHATSWORTH ASSISTED LIVING COMMUNITY AT PGA NATIONAL			1	100%	1
RIVIERA BEACH HEALTH CENTER LAB			1	100%	1
BIODORON LABORATORIES			1	100%	1
SKY RIDGE MEDICAL CENTER - MICRO			1	100%	1
MD NOW URGENT CARE CENTER INC.			1	100%	1
AIM LABORATORIES			1	100%	1
ADVANCED MEDICAL LABORATORIES (AML)			1	100%	1
Total	14,502	3,649,517	502,625	12%	4,166,644