



PUBLICSCHOOLORPTIONS.ORG

## NATIONAL SURVEY OF VOTER VIEWS ON STANDARDIZED TESTING AND SCHOOL CLOSURE

A national survey of likely *voters* finds a fundamental difference between **public opinion** and the **education technocrats** who propose closing schools based primarily on standardized test scores.



*Voters* don't consider standardized test scores to be a good measure of school performance or student achievement

### Most important indicators of school quality

**Least Indicative**  
16% standardized test scores

**Most Indicative**  
37% curriculum & academic programs

### Most important indicators of student success

**Least Indicative**  
14% standardized test scores

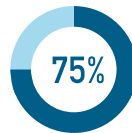
**Most Indicative**  
45% behavior & attitude toward learning

- Voters* favor evaluation systems that measure how well a school helps individual students improve year to year, versus average standardized test scores

73% agree



Independents



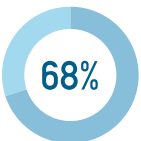
Democrats



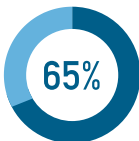
Republicans

- Voters* favor evaluating schools on multiple data points of performance, as opposed to a one-size-fits-all single factor ranking

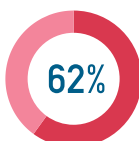
Nearly 3 to 1 ratio: 65%



Independents



Democrats



Republicans



62%



67%

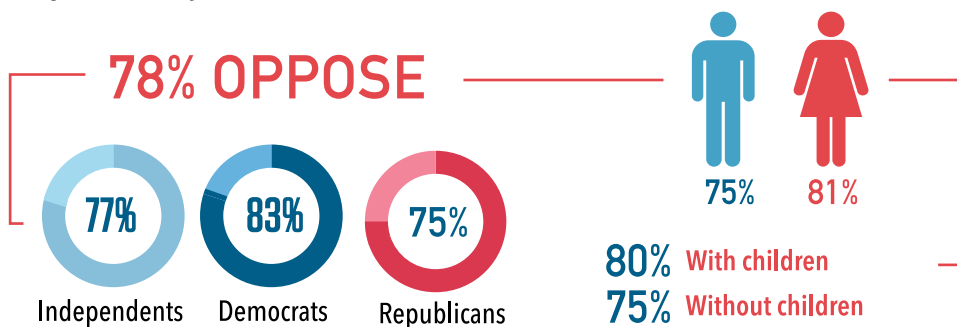
65%

With children  
Without children

White: 67%  
AA: 61%  
Hisp: 57%



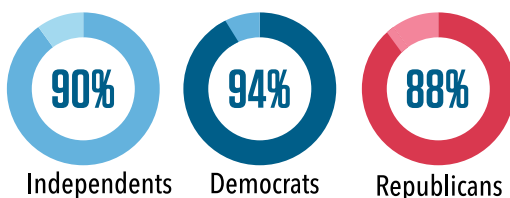
*Voters* oppose closing public schools based primarily on standardized test scores



**Only 3%** think closing low performing schools is the most important education issue



**91% believe** a formal hearing should be required before a school closes so parents can discuss the impact



**61% strongly agree**

**86%**

**believe students** should not be forced to leave their school just because other students are underperforming

**believe all public schools**, whether charters or traditional brick and mortars, should be held to the same accountability and closure standards

*Voters* prefer to keep struggling schools open to help them improve versus closing them

- **83%** Keep open to help improve
- **11%** Close public schools

### Direction of the United States

- **26%** Right Direction
- **64%** Wrong Track

School closure based primarily on standardized testing: **WRONG TRACK**

publicschooloptions

@publicschooloptions.org

PublicSchoolOptions.org

@pubschoolops

\*McLaughlin & Associates, n= 1,000 likely general election voters, November 18-21, 2016, MoE of  $\pm$  3.1%